




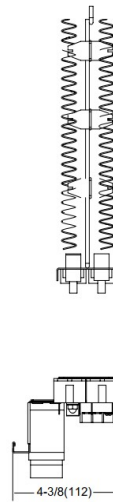
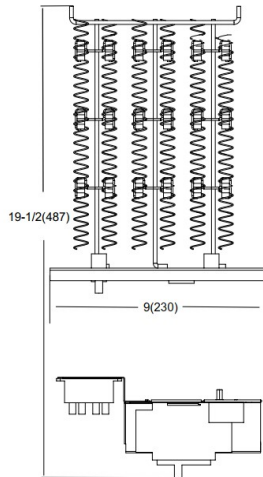
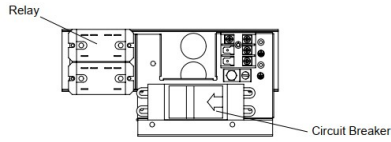
Location: _____
 Engineer: _____
 Submitted to: _____
 Submitted by: _____
 Reference: _____

Model Number: EAH-08C(UL)
 Approval: _____
 Date: _____
 Construction: _____
 Unit #: _____
 Drawing #: _____





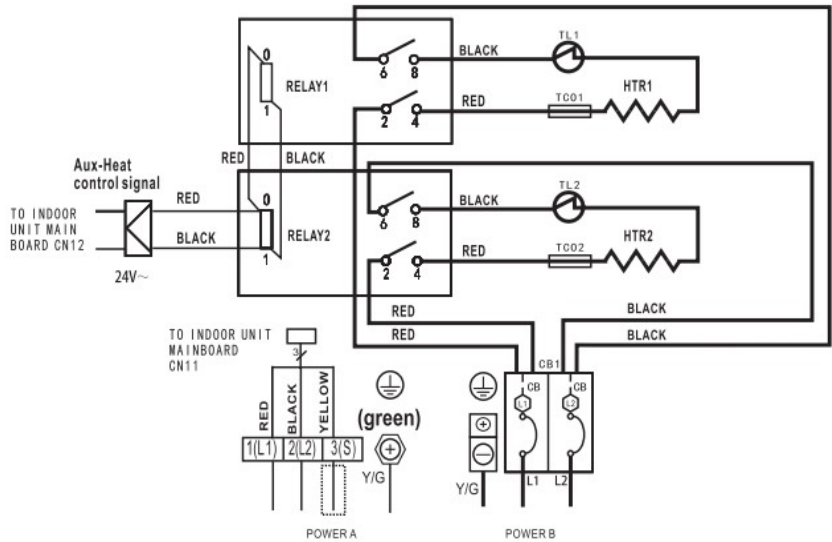
SPECS		
Normal Operational Voltage	(V, Ph, Hz)	208 / 230, 1, 60
Current	A	28.8 / 32
Heat Power	KW	6.0 / 7.4
MCA	A	37.0 / 42.0
MAX. FUSE	A	40.0 / 45.0
Heater dimension (W×D×H)	inch	19-5/8 x 9 x 4-3/8
	mm	497 x 230 x 112
Packaging dimension (W×D×H)	inch	23 x 13-1/4 x 6-1/4
	mm	585 x 335 x 160
Net Weight	lbs	4.0
	kg	2.0
Gross Weight	lbs	9.0
	kg	4.0

Heater dimension



8KW/10KW HEAT KIT

-  : THERMAL CUT-OUT(Cut-off temperature 98°C, holding temperature 83°C, limiting temperature 410°C.)
-  : THERMAL LINK, SELF-RESETTING(Break-off temperature 60 ± 3°C, reset temperature 43 ± 6°C.)



NOTE1: 

This symbol indicates the element is optional, The wiring type of the actual unit shall prevail.

NOTE2:

Please attach the nameplate to the cover of the electric control box. All the round holes located on the plate represent numbers. Please refer to the Installation Manual for details.

Round hole number	Relay number	Round hole number	Circuit breaker number
○	RELAY 1	○	CB1
○	RELAY 2		
○			
○			
○			

NOTE3: TO BE WIRED IN ACCORDANCE WITH NEC AND LOCAL CODES.

NOTE4: POWER A,B,C,D ARE DIFFERENT POWERS.

The wiring mode of power supply A shall be based on the type of original wiring terminal of AHU; for type A, S position must be connected to the outdoor S; for type B, S position shall not be connected.

