





Location: \_\_\_\_\_  
 Engineer: \_\_\_\_\_  
 Submitted to: \_\_\_\_\_  
 Submitted by: \_\_\_\_\_  
 Reference: \_\_\_\_\_

Model Number: A024-09N2-M1 / A1C-09N2-M1

Approval: \_\_\_\_\_  
 Date: \_\_\_\_\_  
 Construction: \_\_\_\_\_  
 Unit #: \_\_\_\_\_  
 Drawing #: \_\_\_\_\_



INDOOR SPECIFICATION		
Indoor Air Flow (Turbo/H/M/L/S) (CFM)	341/294/259/235/235	
Indoor Noise Level (T/H/M/L/S) (dBA)	47/39/34/24/22	
Dimension (W×D×H)	inch	50-3/8 x 13-1/4 x 9
	mm	1278 x 335 x 228
Package (W×D×H)	inch	57-5/8 x 22-1/2 x 22-5/8
	mm	1463 x 571 x 575
Net/Gross Weight	lbs	45/82
	kg	20.5/37.4



OUTDOOR SPECIFICATION		
Compressor Type	ROTARY	
Refrigerant	R454B	
Factory Charge	310ml	
Refrigerant Oil	VG74	
Outdoor Air Flow (Max) (CFM)	1236.1	
Outdoor Noise Level (dBA)	54.5	
Dimension (W×D×H)	inch	30-1/8 x 11-7/8 x 21-7/8
	mm	765 x 303 x 555
Package (W×D×H)	inch	34-7/8 x 13-1/4 x 24
	mm	887 x 337 x 610
Net/Gross Weight	lbs	62/68
	kg	28.2/30.7

EFFICIENCY			
Cooling		Heating	
SEER2	22.1	HSPF2-4	11.8
EER2	14.4	COP	3.2

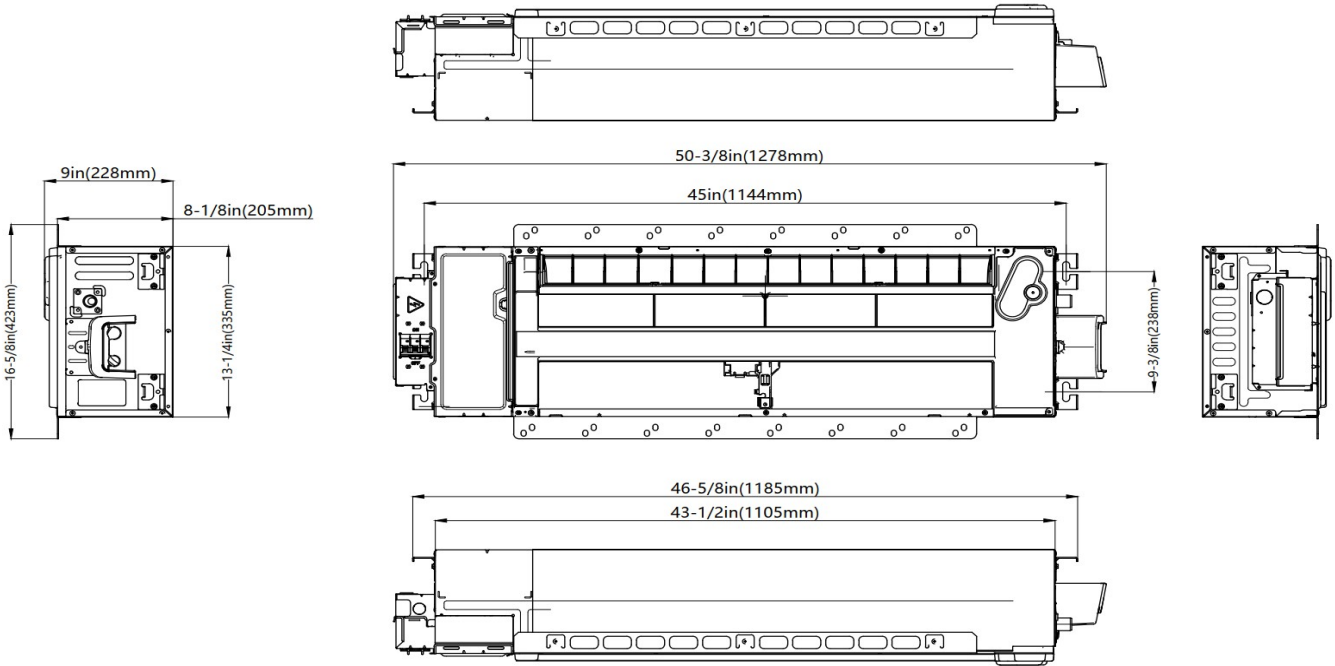
PERFORMANCE of Cooling	
Cooling (Btu/hr)	
Rated Capacity	9000
Min/Max Capacity	3700~11400
Moisture Removal	1.0
Standard Operating Range	-13°F~122°F (-25°C~50°C)
Rated Cooling Conditions:	Indoor: 80°F DB/67°F WB Outdoor: 95°F DB/75°F WB

PERFORMANCE of Heating	
Heating (Btu/hr)	
1. @ 47°F Rated (Min/Max)	11000(4100~14300)
2. @ 17°F Rated	7900
3. @ 5°F Max: Capacity / COP	8000/2.18
Standard Operating Range	-13°F~75°F (-25°C~24°C)
1. Rated Heating Conditions:	Indoor: 70°F DB/60°F WB Outdoor: 47°F DB/43°F WB
2. Rated Heating Conditions:	Indoor: 70°F DB/60°F WB Outdoor: 17°F DB/15°F WB
3. Heating Conditions, Compressor Operating at Max. Frequency	Indoor: 70°F DB/60°F WB Outdoor: 5°F DB/5°F WB

ELECTRICAL	
Power Supply	208/230V, 60Hz, 1Ph
System MCA	12
Connection Wiring	AWG 14-4
System MOCP	15
Compressor RLA	7.3
Outdoor Fan Motor RLA	0.6
Outdoor Fan Motor W	34
Indoor Fan Motor RLA	0.8
Indoor Fan Motor W	30
System Power Input @ Cooling (W)	625(220 ~ 990)
System Power Input @ Heating (W)	1007(265 ~ 1310)
MCA: Min. circuit amps (A)	MOCP: Max. over current protection (A)
RLA: Rated load amps (A)	W: Fan motor rated output (W)

PIPING	
Liquid Size	1/4in (6.35mm)
Gas Size	3/8in (9.52mm)
Drain Size	5/8in (15.88mm)
Max. Piping Length	82ft (25m)
Max. Height Difference	49.2ft (15m)
Max. Pre-charged Length	24.6ft (7.5m)
Refrigerant Pre-charged Amount	32.45oz (920g)
Additional Charge of Refrigerant	0.16oz/ft (15g/m)
Connection Method	Flared

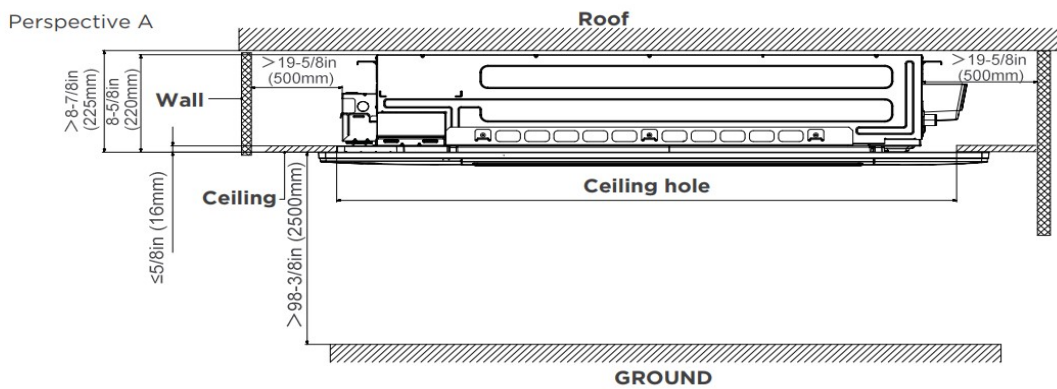
# Indoor Unit Dimension



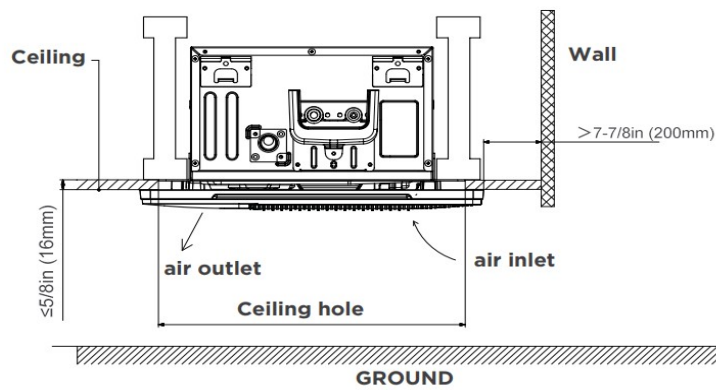
# Installation Instruction

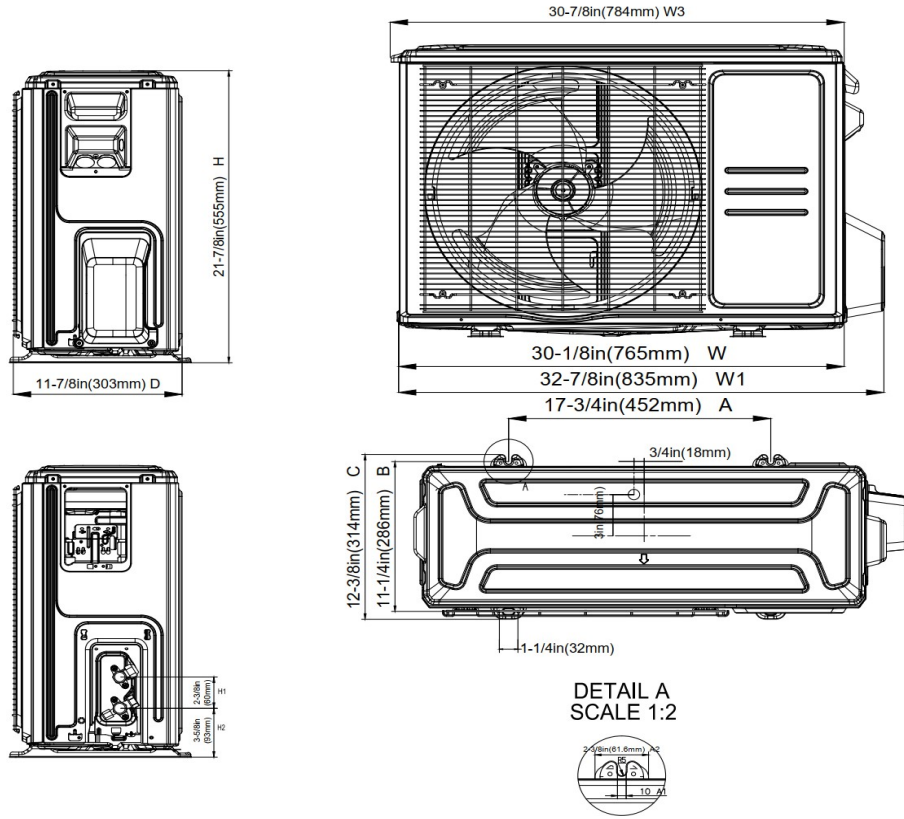
## Installation place

(unit: inch/mm)



## Perspective B





Installation Instruction



☑ Meets all special requirements shown in Installation Clearance Requirements above.

## Features

- Designed to fit for both I-joist spacing and traditional joist spacing
- Elevated panel
- Refrigerant leakage detector(Optional)
- Humidity sensor
- Built-in water pump
- Built-in circuit breaker
- 1~100% stepless adjustable fan speed setting
- WiFi capability: through WiFi module or wired controller with WiFi function
- OTA function: can upgrade the program version anytime
- 2-pin connector(HA/HB) for programmable wired controller
- Multiple controller options available:
  - Optional two way communication wired controller, programmable:120N(X6)
  - Optional two way communication wired controller, programmable, with built-in WiFi, :120N(X6W)
  - Optional Infrared wired controller: 120L
  - Standard Wireless remote controller
  - Optional 24V interface kit, can connect with Third-Party 24V Thermostat