



Location: \_\_\_\_\_  
 Engineer: \_\_\_\_\_  
 Submitted to: \_\_\_\_\_  
 Submitted by: \_\_\_\_\_  
 Reference: \_\_\_\_\_

Model Number: AO24-24N2-M1 / AC-24N2-M1

Approval: \_\_\_\_\_  
 Date: \_\_\_\_\_  
 Construction: \_\_\_\_\_  
 Unit #: \_\_\_\_\_  
 Drawing #: \_\_\_\_\_



### INDOOR SPECIFICATION

Indoor Air Flow (Turbo/H/M/L/S) (CFM)	765/706/636/547/547	
Indoor Noise Level (T/H/M/L/S) (dBA)	46/46/43/34/31	
Dimension (W×D×H)	inch	32-5/8 x 32-5/8 x 8-1/8
	mm	830 x 830 x 205
Package (W×D×H)	inch	35-7/8 x 35-7/8 x 9-7/8
	mm	910 x 910 x 250
Net/Gross Weight	lbs	47/59
	kg	21.4/26.8

### OUTDOOR SPECIFICATION

Compressor Type	ROTARY	
Refrigerant	R454B	
Factory Charge	620ml	
Refrigerant Oil	VG74	
Outdoor Air Flow (Max) (CFM)	2236.7	
Outdoor Noise Level (dBA)	59.5	
Dimension (W×D×H)	inch	37-1/4 x 16-1/8 x 31-7/8
	mm	946 x 410 x 810
Package (W×D×H)	inch	42-7/8 x 19-5/8 x 34-7/8
	mm	1090 x 500 x 885
Net/Gross Weight	lbs	122/132
	kg	55.4/60.0

### EFFICIENCY

Cooling		Heating	
SEER2	22.0	HSPF2-4	10.5
EER2	12.0	COP	3.2

### PERFORMANCE of Cooling

Cooling (Btu/hr)	
Rated Capacity	24000
Min/Max Capacity	12300~26800
Moisture Removal	2.6
Standard Operating Range	-13°F~122°F (-25°C~50°C)
Rated Cooling Conditions:	Indoor: 80°F DB/67°F WB Outdoor: 95°F DB/75°F WB

### PERFORMANCE of Heating

Heating (Btu/hr)	
1. @ 47°F Rated (Min/Max)	25000(11600~33100)
2. @ 17°F Rated	20400
3. @ 5°F Max: Capacity / COP	18500/2.30
Standard Operating Range	-13°F~75°F (-25°C~24°C)
1. Rated Heating Conditions:	Indoor: 70°F DB/60°F WB Outdoor: 47°F DB/43°F WB
2. Rated Heating Conditions:	Indoor: 70°F DB/60°F WB Outdoor: 17°F DB/15°F WB
3. Heating Conditions, Compressor Operating at Max. Frequency	Indoor: 70°F DB/60°F WB Outdoor: 5°F DB/5°F WB

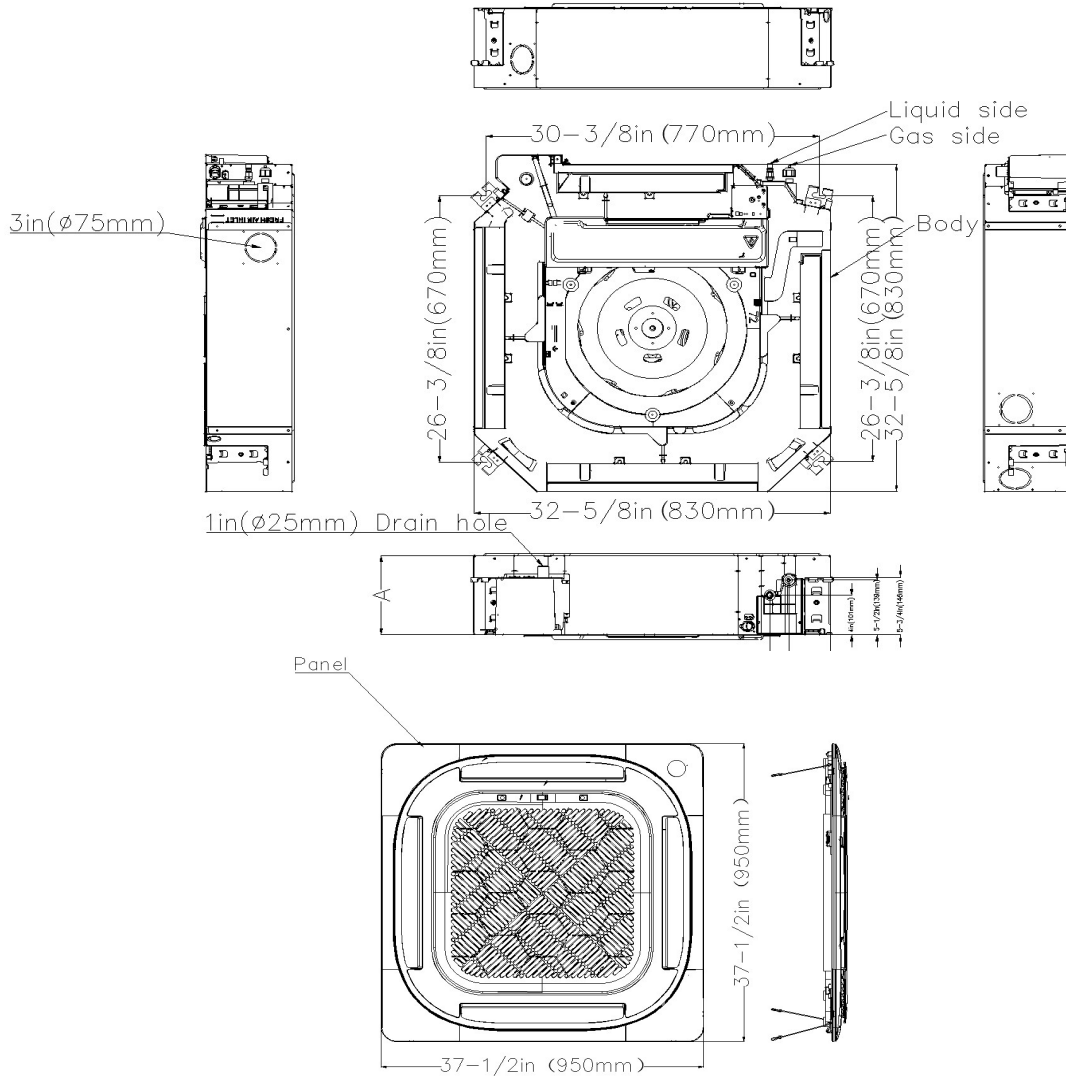
### ELECTRICAL

Power Supply	208/230V, 60Hz, 1Ph
System MCA	24
Connection Wiring	AWG 14-4
System MOCP	25
Compressor RLA	15.4
Outdoor Fan Motor RLA	1.0
Outdoor Fan Motor W	120
Indoor Fan Motor RLA	1.0
Indoor Fan Motor W	45
System Power Input @ Cooling (W)	2000(910 ~ 2570)
System Power Input @ Heating (W)	2268(640 ~ 2830)
MCA: Min. circuit amps (A)	MOCP: Max. over current protection (A)
RLA: Rated load amps (A)	W: Fan motor rated output (W)

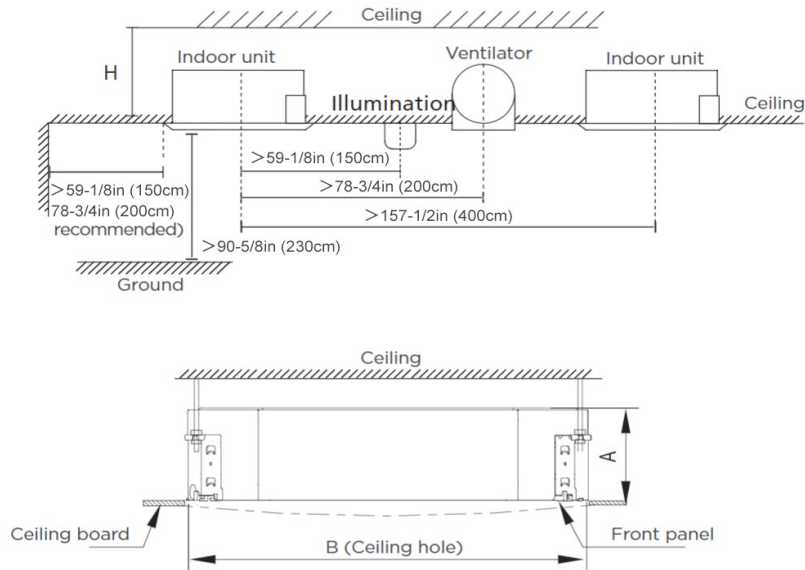
### PIPING

Liquid Size	3/8in (9.52mm)
Gas Size	5/8in (15.9mm)
Drain Size	5/8in (15.88mm)
Max. Piping Length	164ft (50m)
Max. Height Difference	82ft (25m)
Max. Pre-charged Length	24.6ft (7.5m)
Refrigerant Pre-charged Amount	70.55oz (2000g)
Additional Charge of Refrigerant	0.32oz/ft (30g/m)
Connection Method	Flared

## Indoor Unit Dimension



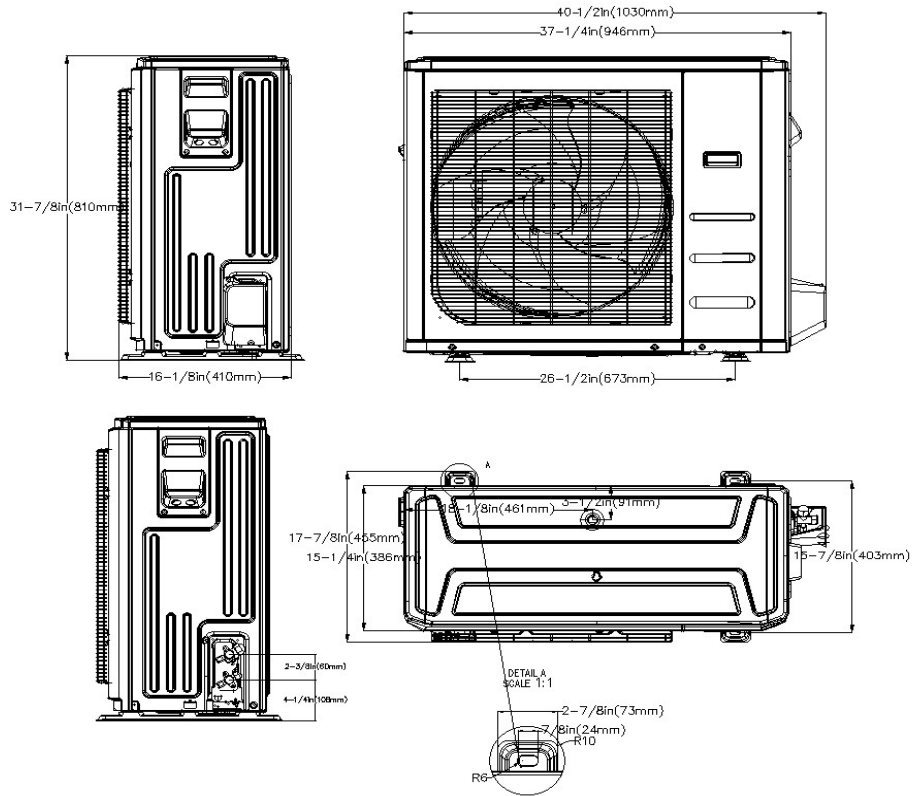
## Installation Instruction



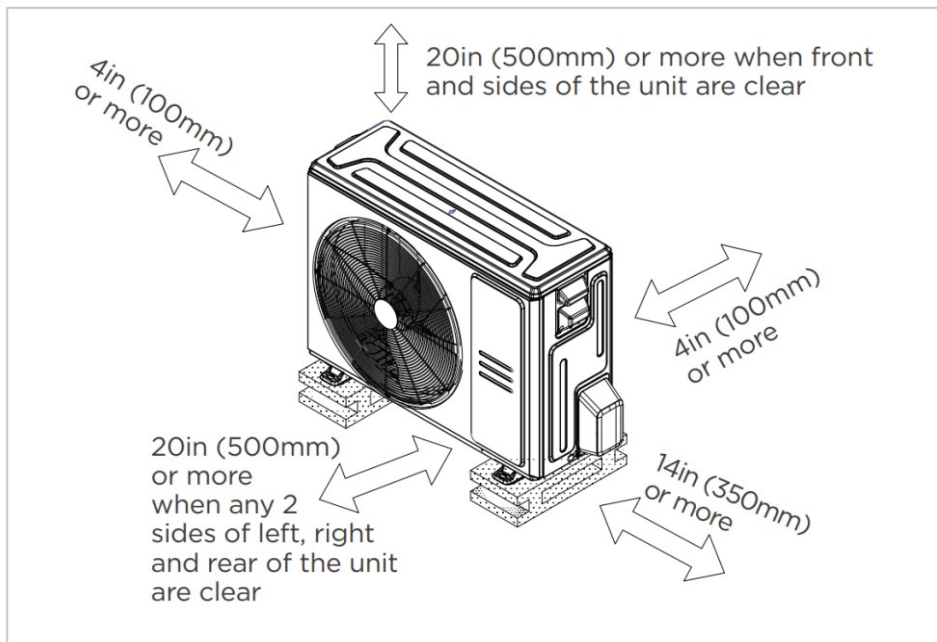
**Distance from ceiling relative to height of indoor unit**

MODEL	Length of A	Length of H	Length of B
9K/12K/18K	9-5/8 in (245mm)	>10-7/8 in (275mm)	23-5/8 in (600mm)
24K	8-1/8 in (205mm)	9 in (230mm)	
36K	9-5/8 in (245mm)	10-5/8 in (271mm)	35-3/8 in (900mm)
48K	11-1/4 in (287mm)	12-3/8 in (313mm)	

## Outdoor Unit Dimension



## Installation Instruction



- Meets all special requirements shown in Installation Clearance Requirements above.

## Features

- 360° Air Flow
- Built-in remote on-off and alarm terminals
- Refrigerant leakage detector(Optional)
- Humidity sensor
- Built-in water pump
- 1~100% stepless adjustable fan speed setting
- WiFi capability: through WiFi module or wired controller with WiFi function
- OTA function: can upgrade the program version anytime
- 2-pin connector(HA/HB) for programmable wired controller
- Multiple controller options available:
  - Optional two way communication wired controller, programmable:120N(X6)
  - Optional two way communication wired controller, programmable, with built-in WiFi, :120N(X6W)
  - Optional Infrared wired controller: 120L
  - Standard Wireless remote controller
  - Optional 24V interface kit, can connect with Third-Party 24V Thermostat