



Location: _____
 Engineer: _____
 Submitted to: _____
 Submitted by: _____
 Reference: _____

Model Number: ASO25-60N2-M2H / AF-60N2-M1

Approval: _____
 Date: _____
 Construction: _____
 Unit #: _____
 Drawing #: _____



INDOOR SPECIFICATION		
Indoor Air Flow (Turbo/H/M/L/S) (CFM)	1366/1236/1118/883/777	
Indoor Noise Level (T/H/M/L/S) (dBA)	55/55/49/42/39	
Dimension (W×D×H)	inch	65 x 26-5/8 x 9-1/4
	mm	1650 x 675 x 235
Package (W×D×H)	inch	67-7/8 x 29-3/4 x 12-1/2
	mm	1725 x 755 x 318
Net/Gross Weight	lbs	95/111
	kg	43.2/50.5



OUTDOOR SPECIFICATION		
Compressor Type	TWIN-ROTARY	
Refrigerant	R454B	
Factory Charge	1300ml	
Refrigerant Oil	VG75	
Outdoor Air Flow (Max) (CFM)	4237.9	
Outdoor Noise Level (dBA)	64.5	
Dimension (W×D×H)	inch	37-1/2 x 16-3/8 x 52-1/2
	mm	952 x 415 x 1333
Package (W×D×H)	inch	43-1/8 x 19-1/2 x 58-1/4
	mm	1095 x 495 x 1480
Net/Gross Weight	lbs	230/262
	kg	104.5/118.7

EFFICIENCY			
Cooling		Heating	
SEER2	18.0	HSPF2-4	10.7
EER2	9.0	COP	3.0

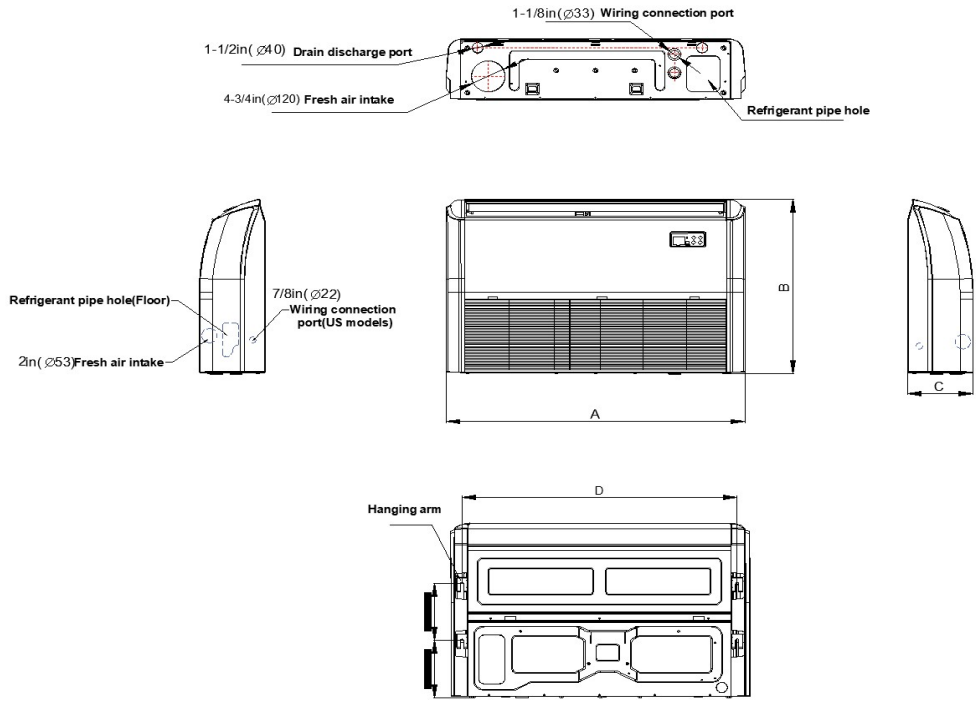
PERFORMANCE of Cooling	
Cooling (Btu/hr)	
Rated Capacity	54000
Min/Max Capacity	20000~54500
Moisture Removal	7.2
Standard Operating Range	-22°F~122°F (-30°C~50°C)
Rated Cooling Conditions:	Indoor: 80°F DB/67°F WB Outdoor: 95°F DB/75°F WB

PERFORMANCE of Heating	
Heating (Btu/hr)	
1. @ 47°F Rated (Min/Max)	60000(21700~65500)
2. @ 17°F Rated	41000
3. @ 5°F Max: Capacity / COP	54000/1.91
Standard Operating Range	-22°F~75°F (-30°C~24°C)
1. Rated Heating Conditions:	Indoor: 70°F DB/60°F WB Outdoor: 47°F DB/43°F WB
2. Rated Heating Conditions:	Indoor: 70°F DB/60°F WB Outdoor: 17°F DB/15°F WB
3. Heating Conditions, Compressor Operating at Max. Frequency	Indoor: 70°F DB/60°F WB Outdoor: 5°F DB/5°F WB

ELECTRICAL	
Power Supply	208/230V, 60Hz, 1Ph
System MCA	44
Connection Wiring	AWG 14-4
System MOCP	45
Compressor RLA	26.8
Outdoor Fan Motor RLA	2.2
Outdoor Fan Motor W	85
Indoor Fan Motor RLA	2.0
Indoor Fan Motor W	160
System Power Input @ Cooling (W)	6000(2000 ~ 5900)
System Power Input @ Heating (W)	5823(1240 ~6000)
MCA: Min. circuit amps (A)	MOCP: Max. over current protection (A)
RLA: Rated load amps (A)	W: Fan motor rated output (W)

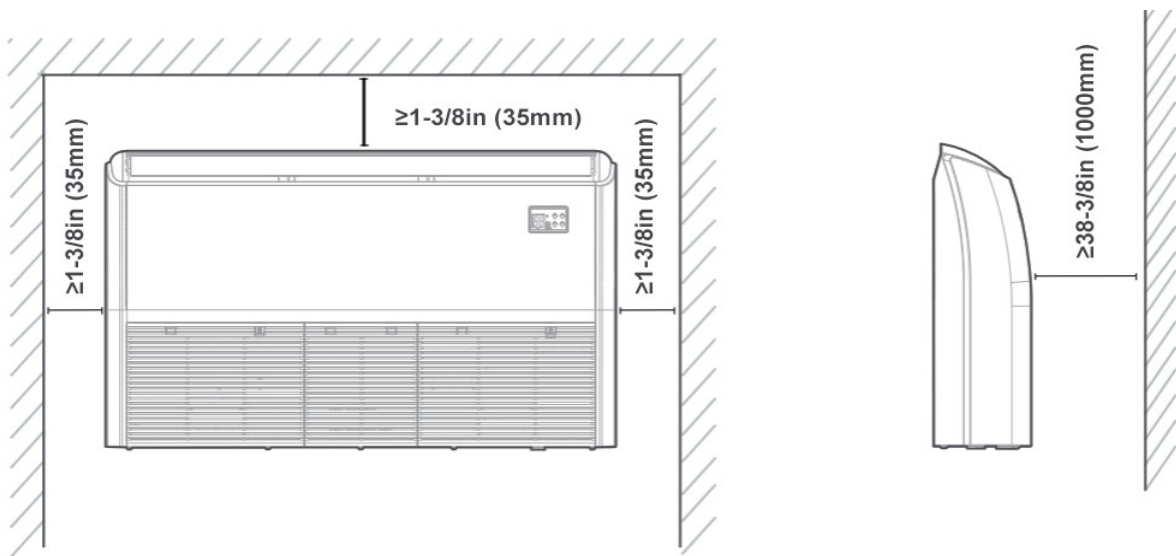
PIPING	
Liquid Size	3/8in (9.52mm)
Gas Size	3/4in (19mm)
Drain Size	5/8in (15.88mm)
Max. Piping Length	246ft (75m)
Max. Height Difference	98.4ft (30m)
Max. Pre-charged Length	24.6ft (7.5m)
Refrigerant Pre-charged Amount	151.68oz (4300g)
Additional Charge of Refrigerant	0.32oz/ft (30g/m)
Connection Method	Flared

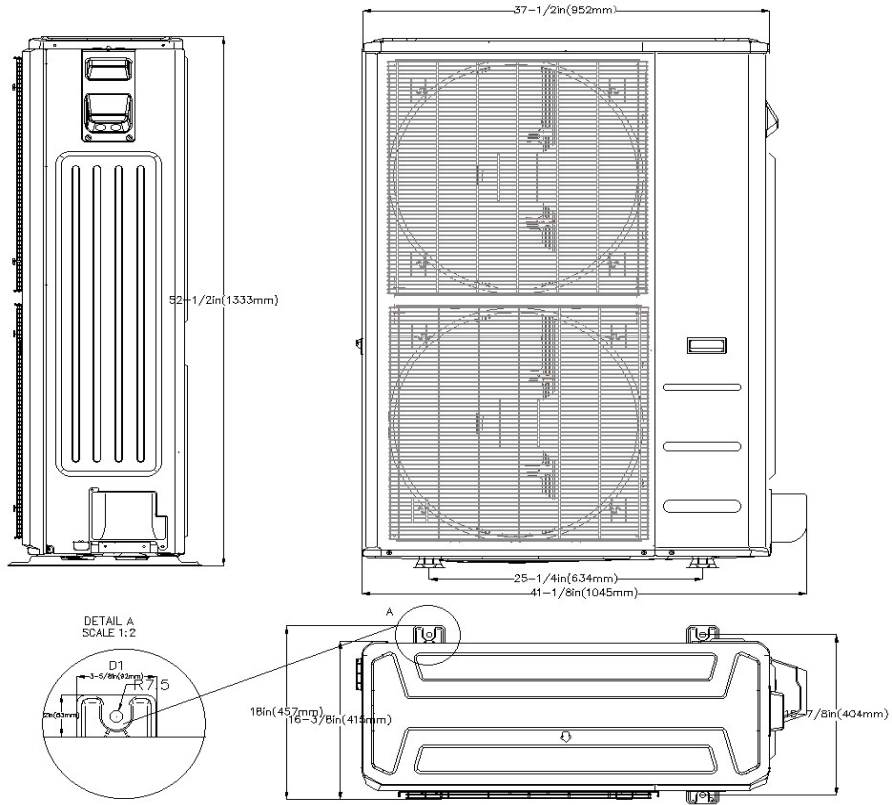
Indoor Unit Dimension



Model	A	B	C	D
18K/24K	42in(1068mm)	26-1/2in(675mm)	9-1/4in(235mm)	38-3/4in(983mm)
36K/48K/60K	65in(1650mm)	26-1/2in(675mm)	9-1/4in(235mm)	61-5/8in(1565mm)

Installation Instruction

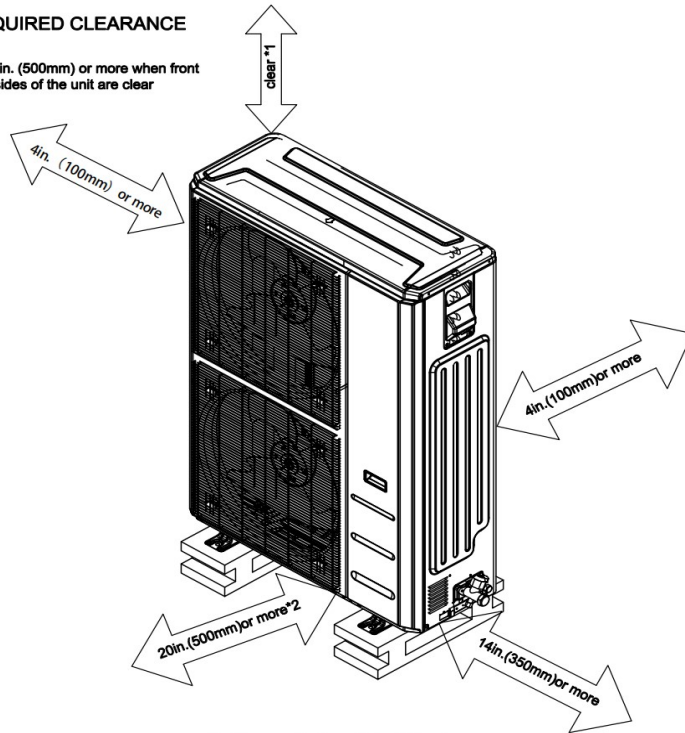




Installation Instruction

REQUIRED CLEARANCE

*1 20in. (500mm) or more when front and sides of the unit are clear



*2 When any 2 sides of left, right and rear of the unit are clear

Features

- 2 Installation methods
- 3D Airflow
- Refrigerant leakage detector(Optional)
- Humidity sensor
- “88” double eight display
- 1~100% stepless adjustable fan speed setting
- WiFi capability: through WiFi module or wired controller with WiFi function
- OTA function: can upgrade the program version anytime
- 2-pin connector(HA/HB) for programmable wired controller
- Multiple controller options available:
 - Optional two way communication wired controller, programmable:120N(X6)
 - Optional two way communication wired controller, programmable, with built-in WiFi, :120N(X6W)
 - Optional Infrared wired controller: 120L
 - Standard Wireless remote controller
 - Optional 24V interface kit, can connect with Third-Party 24V Thermostat