




Location: \_\_\_\_\_  
 Engineer: \_\_\_\_\_  
 Submitted to: \_\_\_\_\_  
 Submitted by: \_\_\_\_\_  
 Reference: \_\_\_\_\_

Model Number: AO25-09N2-M1H / AS-09N2-M1

Approval: \_\_\_\_\_  
 Date: \_\_\_\_\_  
 Construction: \_\_\_\_\_  
 Unit #: \_\_\_\_\_  
 Drawing #: \_\_\_\_\_



INDOOR SPECIFICATION		
Indoor Air Flow (Turbo/H/M/L/S) (CFM)	441/377/324/188/130	
Indoor Noise Level (T/H/M/L/S) (dBA)	45/41/38/26/22	
Dimension (W×D×H)	inch	31-1/4 x 7-7/8 x 24-1/2
	mm	794 x 200 x 621
Package (W×D×H)	inch	34 x 11 x 28-1/4
	mm	865 x 280 x 719
Net/Gross Weight	lbs	33/42
	kg	14.9/19

OUTDOOR SPECIFICATION		
Compressor Type	ROTARY	
Refrigerant	R454B	
Factory Charge	350ml	
Refrigerant Oil	VG74	
Outdoor Air Flow (Max) (CFM)	1471.5	
Outdoor Noise Level (dBA)	55.5	
Dimension (W×D×H)	inch	31-3/4 x 13 x 21-3/4
	mm	805 x 330 x 554
Package (W×D×H)	inch	36 x 14-5/8 x 24-1/4
	mm	915 x 370 x 615
Net/Gross Weight	lbs	73/79
	kg	33/35.7

EFFICIENCY			
Cooling		Heating	
SEER2	27.2	HSPF2-4	10.9
EER2	15.1	COP	4.4

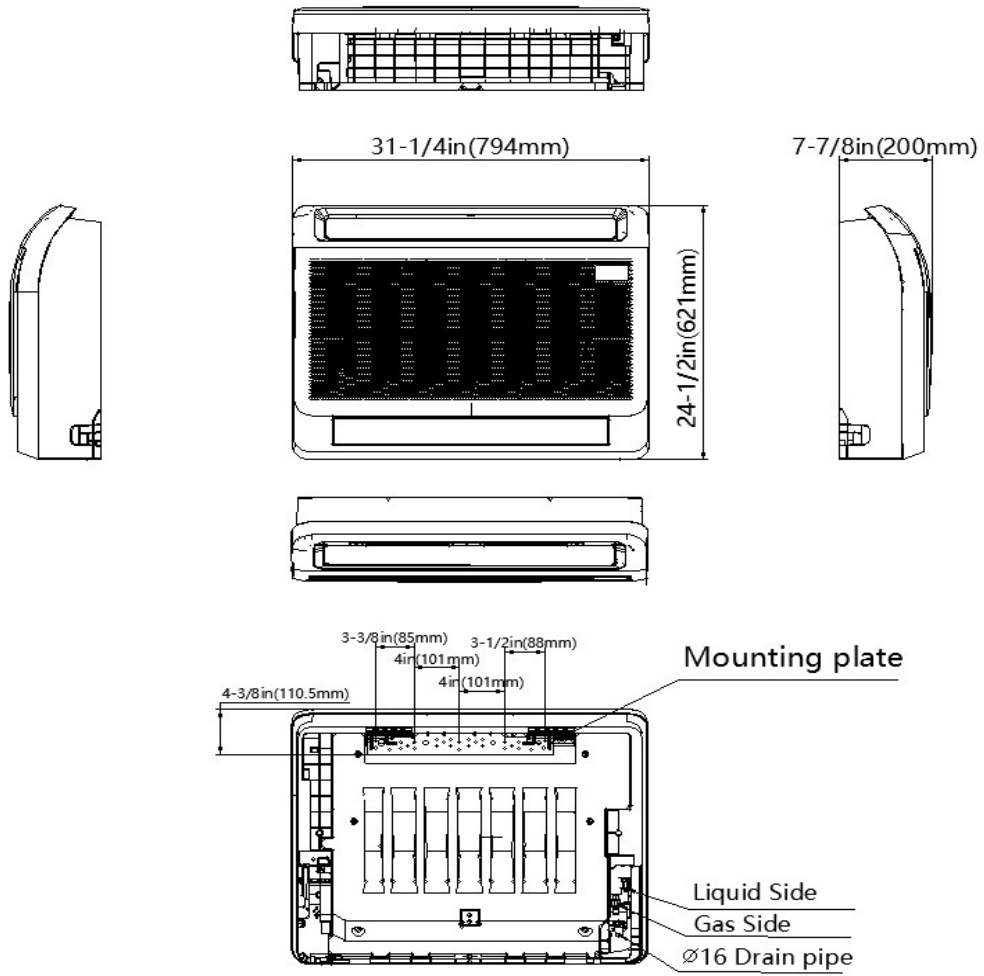
PERFORMANCE of Cooling	
Cooling (Btu/hr)	
Rated Capacity	9000
Min/Max Capacity	3700~13700
Moisture Removal	0.8
Standard Operating Range	-22°F~122°F (-30°C~50°C)
Rated Cooling Conditions:	Indoor: 80°F DB/67°F WB Outdoor: 95°F DB/75°F WB

PERFORMANCE of Heating	
Heating (Btu/hr)	
1. @ 47°F Rated (Min/Max)	9000(4400~16100)
2. @ 17°F Rated	9800
3. @ 5°F Max: Capacity / COP	11300/1.84
Standard Operating Range	-22°F~75°F (-30°C~24°C)
1. Rated Heating Conditions:	Indoor: 70°F DB/60°F WB Outdoor: 47°F DB/43°F WB
2. Rated Heating Conditions:	Indoor: 70°F DB/60°F WB Outdoor: 17°F DB/15°F WB
3. Heating Conditions, Compressor Operating at Max. Frequency	Indoor: 70°F DB/60°F WB Outdoor: 5°F DB/5°F WB

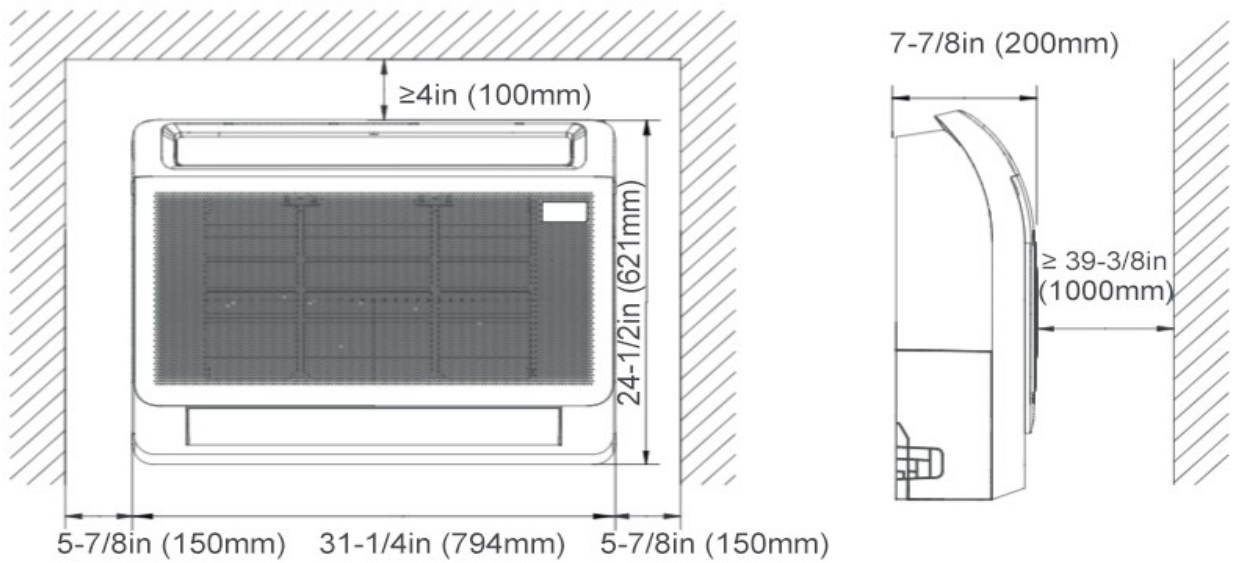
ELECTRICAL	
Power Supply	208/230V, 60Hz, 1Ph
System MCA	15
Connection Wiring	AWG 14-4
System MOCP	15
Compressor RLA	10.4
Outdoor Fan Motor RLA	0.6
Outdoor Fan Motor W	34
Indoor Fan Motor RLA	0.5
Indoor Fan Motor W	13
System Power Input @ Cooling (W)	592(190 ~ 1150)
System Power Input @ Heating (W)	595(255 ~ 1350)
MCA: Min. circuit amps (A)	MOCP: Max. over current protection (A)
RLA: Rated load amps (A)	W: Fan motor rated output (W)

PIPING	
Liquid Size	1/4in (6.35mm)
Gas Size	3/8in (9.52mm)
Drain Size	5/8in (15.88mm)
Max. Piping Length	82ft (25m)
Max. Height Difference	49.2ft (15m)
Max. Pre-charged Length	24.6ft (7.5m)
Refrigerant Pre-charged Amount	35.27oz (1000g)
Additional Charge of Refrigerant	0.16oz/ft (15g/m)
Connection Method	Flared

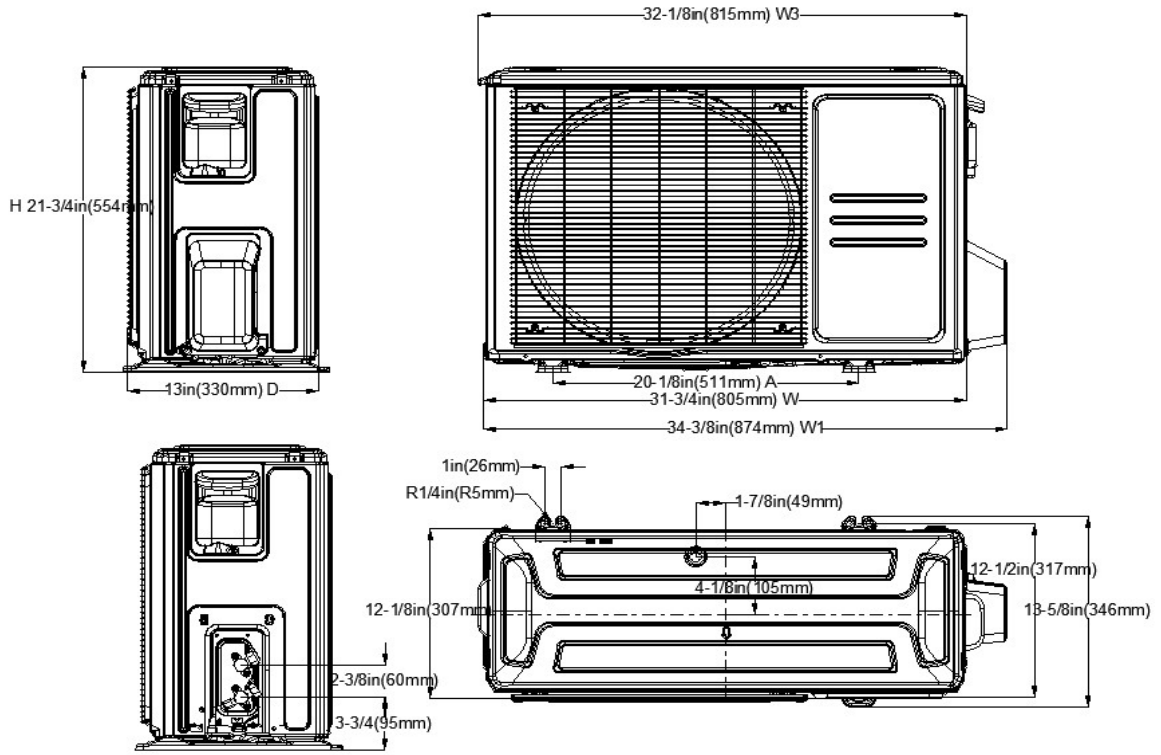
Indoor Unit Dimension



Installation Instruction



Outdoor Unit Dimension



Installation Instruction



Meets all special requirements shown in Installation Clearance Requirements above.

## Features

- Compact Design
- Refrigerant leakage detector
- Humidity sensor
- 1~100% stepless adjustable fan speed setting
- WiFi capability: through WiFi module or wired controller with WiFi function
- OTA function: can upgrade the program version anytime
- Multiple controller options available:
  - Optional two way communication wired controller, programmable:120N(X6)
  - Optional two way communication wired controller, programmable, with built-in WiFi, :120N(X6W)
  - Optional Infrared wired controller: 120L
  - Standard Wireless remote controller
  - Optional 24V interface kit, can connect with Third-Party 24V Thermostat