



Location: _____
 Engineer: _____
 Submitted to: _____
 Submitted by: _____
 Reference: _____

Model Number: ASO25-48N2-M2H / AC-48N2-M1

Approval: _____
 Date: _____
 Construction: _____
 Unit #: _____
 Drawing #: _____



INDOOR SPECIFICATION		
Indoor Air Flow (Turbo/H/M/L/S) (CFM)	1236/1124/1018/801/689	
Indoor Noise Level (T/H/M/L/S) (dBA)	52/52/50/42/38	
Dimension (W×D×H)	inch	32-5/8 x 32-5/8 x 11-1/4
	mm	830 x 830 x 287
Package (W×D×H)	inch	35-7/8 x 35-7/8 x 13
	mm	910 x 910 x 330
Net/Gross Weight	lbs	65/76
	kg	29.3/34.5

OUTDOOR SPECIFICATION		
Compressor Type	TWIN-ROTARY	
Refrigerant	R454B	
Factory Charge	1460ml	
Refrigerant Oil	VG75	
Outdoor Air Flow (Max) (CFM)	4237.9	
Outdoor Noise Level (dBA)	62.5	
Dimension (W×D×H)	inch	37-1/2 x 16-3/8 x 52-1/2
	mm	952 x 415 x 1333
Package (W×D×H)	inch	43-1/8 x 19-1/2 x 57-1/2
	mm	1095 x 495 x 1460
Net/Gross Weight	lbs	209/240
	kg	94.7/108.8

EFFICIENCY			
Cooling		Heating	
SEER2	18.0	HSPF2-4	11.0
EER2	10.0	COP	3.0

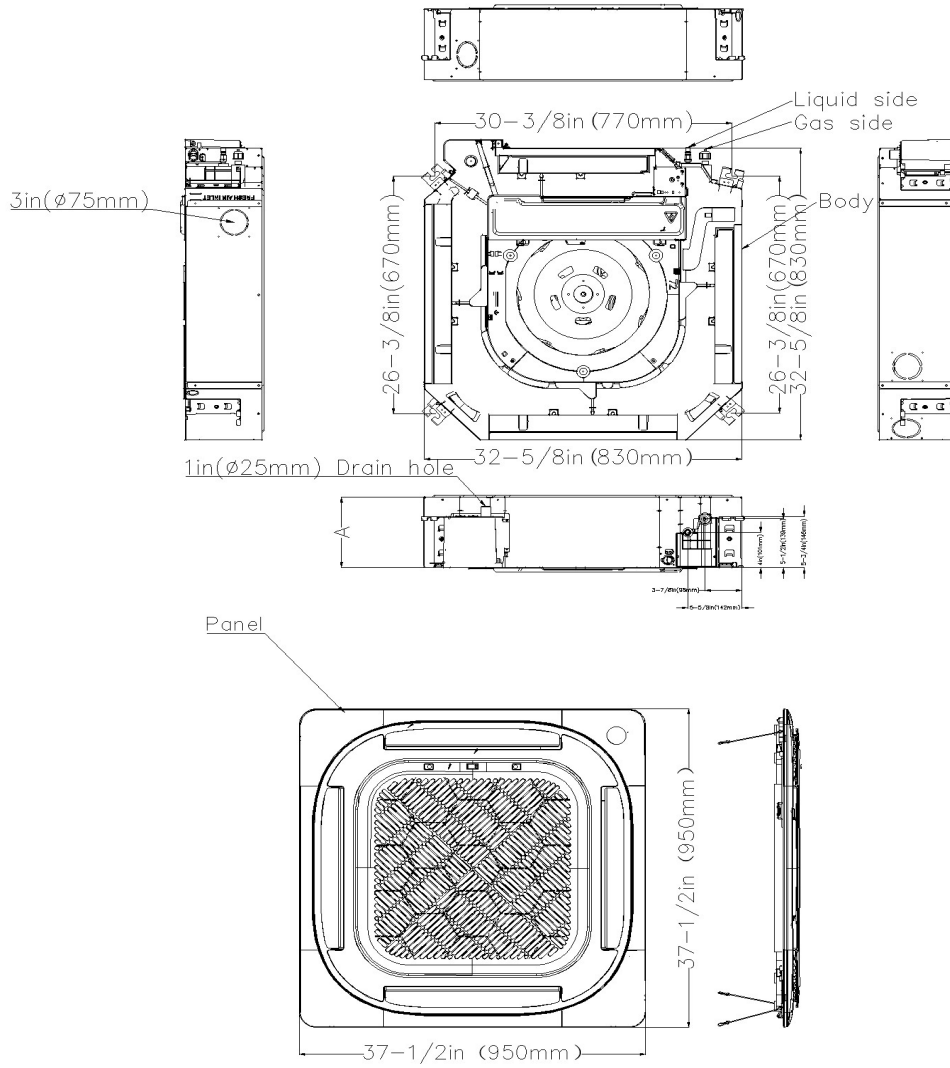
PERFORMANCE of Cooling	
Cooling (Btu/hr)	
Rated Capacity	48000
Min/Max Capacity	4900~52700
Moisture Removal	6.1
Standard Operating Range	-22°F~122°F (-30°C~50°C)
Rated Cooling Conditions:	Indoor: 80°F DB/67°F WB Outdoor: 95°F DB/75°F WB

PERFORMANCE of Heating	
Heating (Btu/hr)	
1. @ 47°F Rated (Min/Max)	53000(19000~57400)
2. @ 17°F Rated	44000
3. @ 5°F Max: Capacity / COP	47500/1.96
Standard Operating Range	-22°F~75°F (-30°C~24°C)
1. Rated Heating Conditions:	Indoor: 70°F DB/60°F WB Outdoor: 47°F DB/43°F WB
2. Rated Heating Conditions:	Indoor: 70°F DB/60°F WB Outdoor: 17°F DB/15°F WB
3. Heating Conditions, Compressor Operating at Max. Frequency	Indoor: 70°F DB/60°F WB Outdoor: 5°F DB/5°F WB

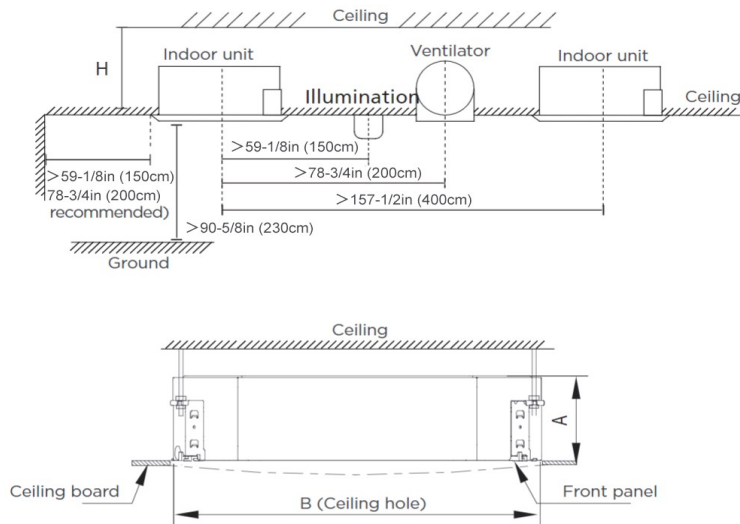
ELECTRICAL	
Power Supply	208/230V, 60Hz, 1Ph
System MCA	44
Connection Wiring	AWG 14-4
System MOCP	45
Compressor RLA	27
Outdoor Fan Motor RLA	1.2
Outdoor Fan Motor W	85
Indoor Fan Motor RLA	1.0
Indoor Fan Motor W	125
System Power Input @ Cooling (W)	4800(710 ~ 5750)
System Power Input @ Heating (W)	5027(1135 ~5660)
MCA: Min. circuit amps (A)	MOCP: Max. over current protection (A)
RLA: Rated load amps (A)	W: Fan motor rated output (W)

PIPING	
Liquid Size	3/8in (9.52mm)
Gas Size	3/4in (19mm)
Drain Size	5/8in (15.88mm)
Max. Piping Length	246ft (75m)
Max. Height Difference	98.4ft (30m)
Max. Pre-charged Length	24.6ft (7.5m)
Refrigerant Pre-charged Amount	126.99oz (3600g)
Additional Charge of Refrigerant	0.32oz/ft (30g/m)
Connection Method	Flared

Indoor Unit Dimension



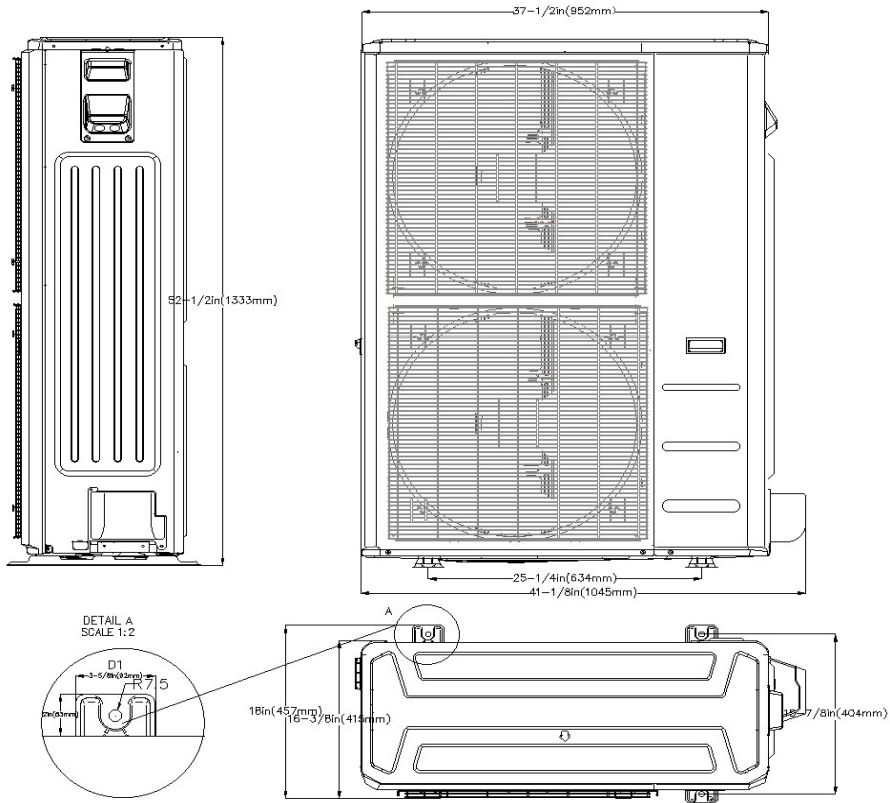
Installation Instruction



Distance from ceiling relative to height of indoor unit

MODEL	Length of A	Length of H	Length of B
9K/12K/18K	9-5/8in (245mm)	$>10-7/8in (275mm)$	23-5/8in (600mm)
24K	8-1/8in (205mm)	9in (230mm)	
36K	9-5/8in (245mm)	10-5/8in (271mm)	35-3/8in (900mm)
48K	11-1/4in (287mm)	12-3/8in (313mm)	

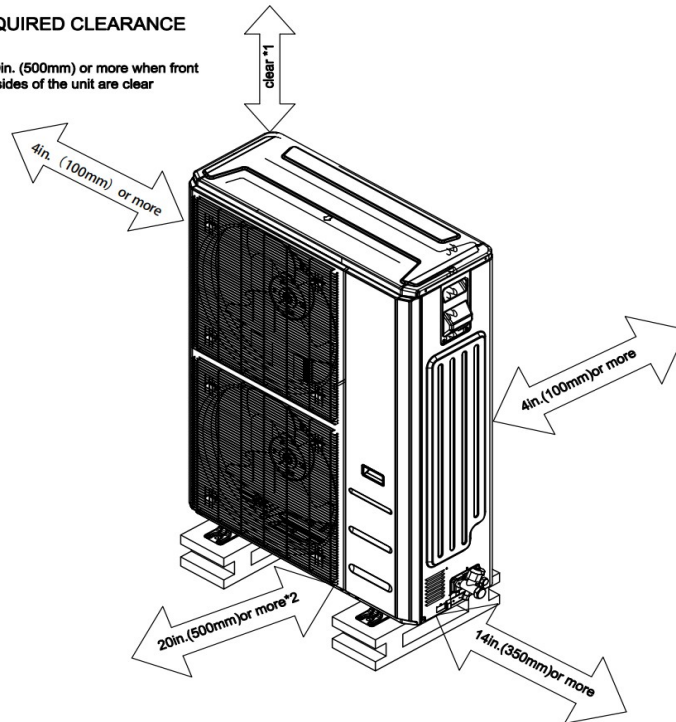
Outdoor Unit Dimension



Installation Instruction

REQUIRED CLEARANCE

*1 20in. (500mm) or more when front and sides of the unit are clear



*2 When any 2 sides of left, right and rear of the unit are clear

Features

- 360° Air Flow
- Built-in remote on-off and alarm terminals
- Refrigerant leakage detector(Optional)
- Humidity sensor
- Built-in water pump
- 1~100% stepless adjustable fan speed setting
- WiFi capability: through WiFi module or wired controller with WiFi function
- OTA function: can upgrade the program version anytime
- 2-pin connector(HA/HB) for programmable wired controller
- Multiple controller options available:
 - Optional two way communication wired controller, programmable:120N(X6)
 - Optional two way communication wired controller, programmable, with built-in WiFi, :120N(X6W)
 - Optional Infrared wired controller: 120L
 - Standard Wireless remote controller
 - Optional 24V interface kit, can connect with Third-Party 24V Thermostat