





Location: _____
 Engineer: _____
 Submitted to: _____
 Submitted by: _____
 Reference: _____

Model Number: AO25-18N2-M1H / AC-18N2-M1

Approval: _____
 Date: _____
 Construction: _____
 Unit #: _____
 Drawing #: _____



INDOOR SPECIFICATION

Indoor Air Flow (Turbo/H/M/L/S) (CFM)	447/389/318/194/147	
Indoor Noise Level (T/H/M/L/S) (dBA)	48/45/41/28/24	
Dimension (W×D×H)	inch	22-1/2 x 22-1/2 x 9-5/8
	mm	570 x 570 x 245
Package (W×D×H)	inch	28-1/8 x 25-1/4 x 11-5/8
	mm	715 x 640 x 295
Net/Gross Weight	lbs	35/42
	kg	16/19

OUTDOOR SPECIFICATION

Compressor Type	ROTARY	
Refrigerant	R454B	
Factory Charge	620ml	
Refrigerant Oil	VG74	
Outdoor Air Flow (Max) (CFM)	1765.8	
Outdoor Noise Level (dBA)	57.5	
Dimension (W×D×H)	inch	35 x 13-1/2 x 26-1/2
	mm	890 x 342 x 673
Package (W×D×H)	inch	39-1/8 x 15-5/8 x 29-1/8
	mm	995 x 398 x 740
Net/Gross Weight	lbs	100/108
	kg	45.3/48.9

EFFICIENCY

Cooling		Heating	
SEER2	20.0	HSPF2-4	12.3
EER2	12.5	COP	3.2

PERFORMANCE of Cooling

Cooling (Btu/hr)

Rated Capacity	16000
Min/Max Capacity	7000~18500
Moisture Removal	2.0
Standard Operating Range	-22°F~122°F (-30°C~50°C)
Rated Cooling Conditions:	Indoor: 80°F DB/67°F WB Outdoor: 95°F DB/75°F WB

PERFORMANCE of Heating

Heating (Btu/hr)

1. @ 47°F Rated (Min/Max)	19000(8700~20000)
2. @ 17°F Rated	14900
3. @ 5°F Max: Capacity / COP	17000/1.90
Standard Operating Range	-22°F~75°F (-30°C~24°C)
1. Rated Heating Conditions:	Indoor: 70°F DB/60°F WB Outdoor: 47°F DB/43°F WB
2. Rated Heating Conditions:	Indoor: 70°F DB/60°F WB Outdoor: 17°F DB/15°F WB
3. Heating Conditions, Compressor Operating at Max. Frequency	Indoor: 70°F DB/60°F WB Outdoor: 5°F DB/5°F WB

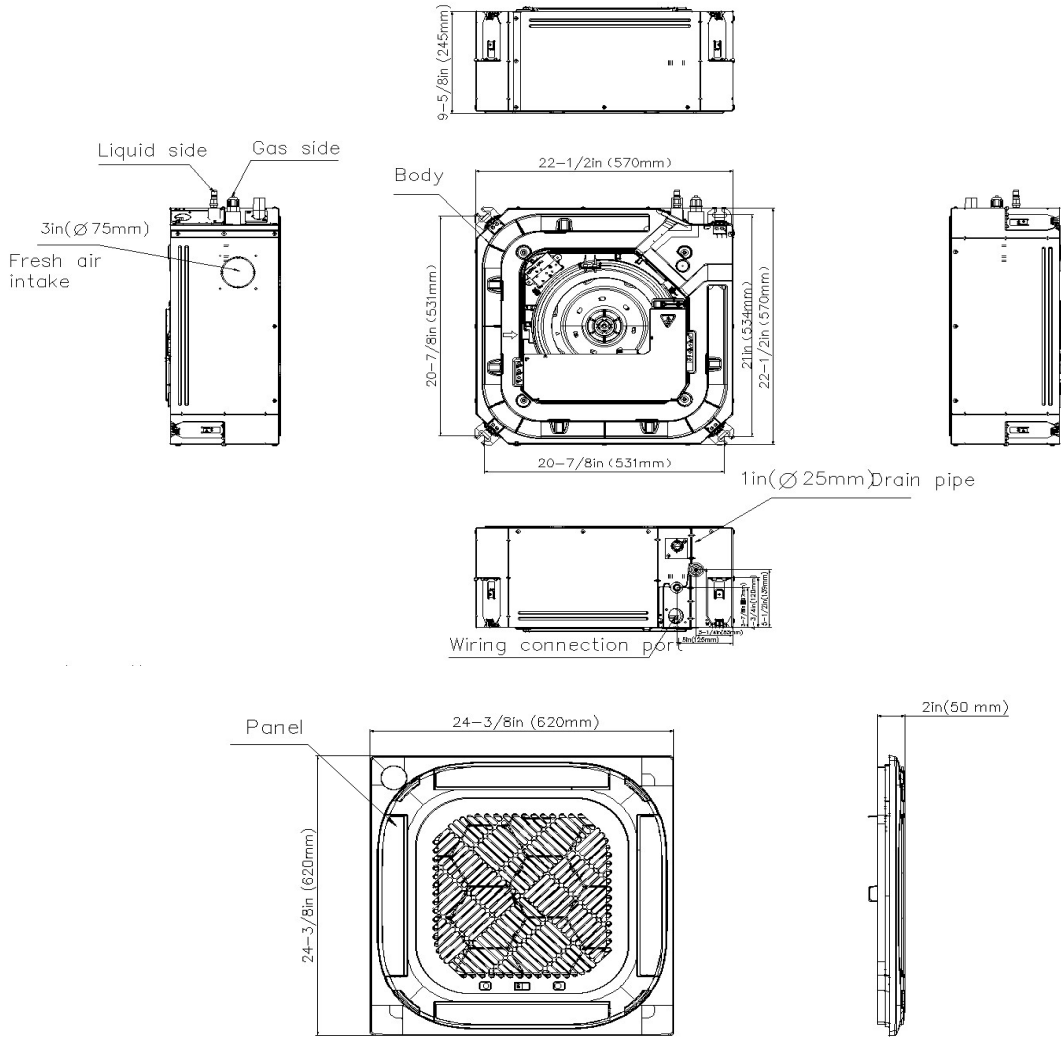
ELECTRICAL

Power Supply	208/230V, 60Hz, 1Ph
System MCA	19
Connection Wiring	AWG 14-4
System MOCP	20
Compressor RLA	11.7
Outdoor Fan Motor RLA	0.9
Outdoor Fan Motor W	80
Indoor Fan Motor RLA	1.0
Indoor Fan Motor W	45
System Power Input @ Cooling (W)	1280(320 ~ 1640)
System Power Input @ Heating (W)	1750(500 ~ 1950)
MCA: Min. circuit amps (A)	MOCP: Max. over current protection (A)
RLA: Rated load amps (A)	W: Fan motor rated output (W)

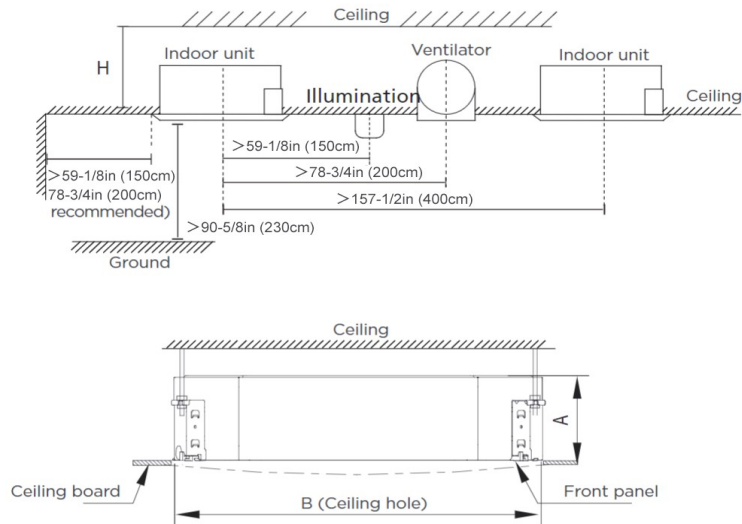
PIPING

Liquid Size	1/4in (6.35mm)
Gas Size	1/2in (12.7mm)
Drain Size	5/8in (15.88mm)
Max. Piping Length	98.4ft (30m)
Max. Height Difference	65.6ft (20m)
Max. Pre-charged Length	24.6ft (7.5m)
Refrigerant Pre-charged Amount	55.38oz (1570g)
Additional Charge of Refrigerant	0.16oz/ft (15g/m)
Connection Method	Flared

Indoor Unit Dimension

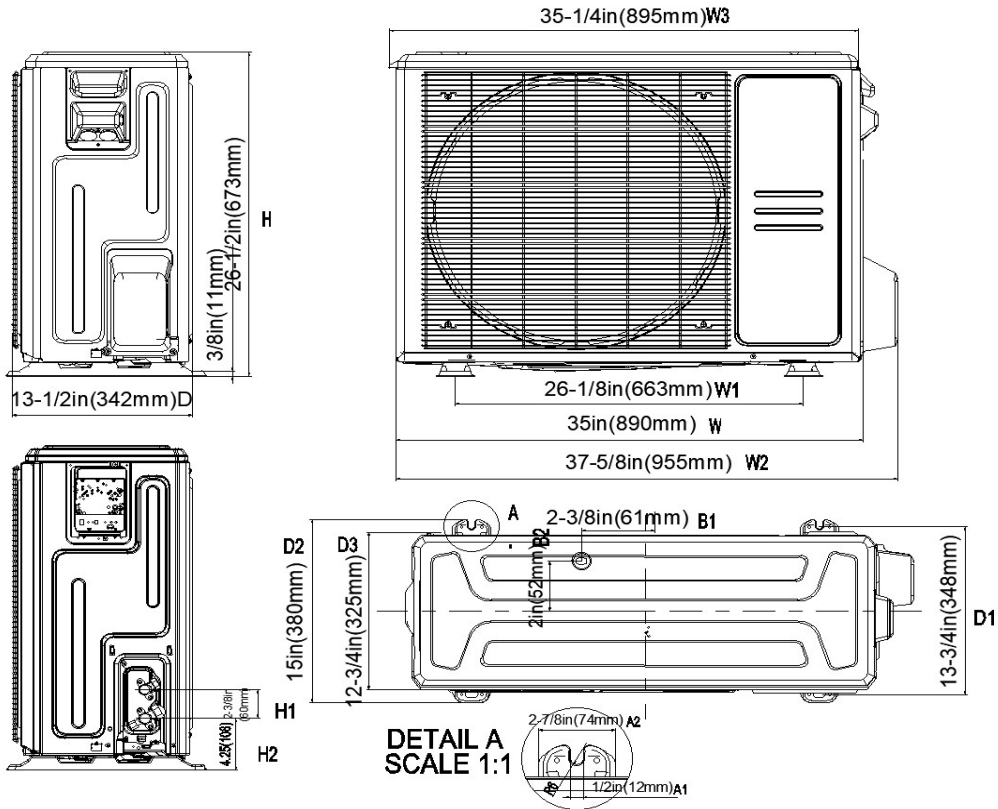


Installation Instruction

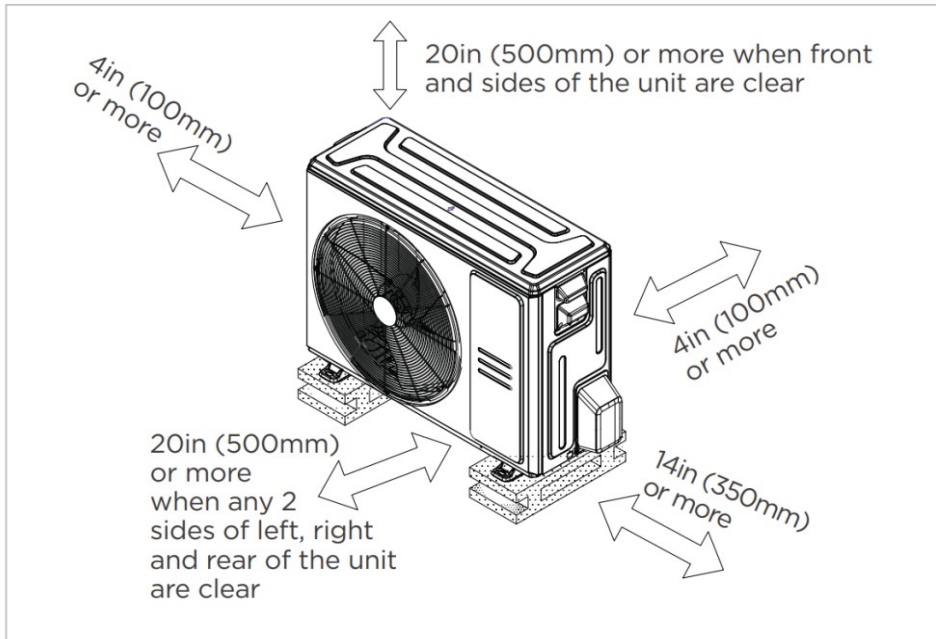


Distance from ceiling relative to height of indoor unit

MODEL	Length of A	Length of H	Length of B
9K/12K/18K	9-5/8in (245mm)	$> 10\text{-}7/8\text{in}$ (275mm)	23-5/8in (600mm)
24K	8-1/8in (205mm)	9in (230mm)	
36K	9-5/8in (245mm)	10-5/8in (271mm)	35-3/8in (900mm)
48K	11-1/4in (287mm)	12-3/8in (313mm)	



Installation Instruction



Meets all special requirements shown in Installation Clearance Requirements above.

Features

- 360° Air Flow
- Built-in remote on-off and alarm terminals
- Refrigerant leakage detector(Optional)
- Humidity sensor
- Built-in water pump
- 1~100% stepless adjustable fan speed setting
- WiFi capability: through WiFi module or wired controller with WiFi function
- OTA function: can upgrade the program version anytime
- 2-pin connector(HA/HB) for programmable wired controller
- Multiple controller options available:
 - Optional two way communication wired controller, programmable:120N(X6)
 - Optional two way communication wired controller, programmable, with built-in WiFi, :120N(X6W)
 - Optional Infrared wired controller: 120L
 - Standard Wireless remote controller
 - Optional 24V interface kit, can connect with Third-Party 24V Thermostat