




Location: _____
 Engineer: _____
 Submitted to: _____
 Submitted by: _____
 Reference: _____

Model Number: AO25-12N2-M1H / AC-12N2-M1

Approval: _____
 Date: _____
 Construction: _____
 Unit #: _____
 Drawing #: _____



INDOOR SPECIFICATION		
Indoor Air Flow (Turbo/H/M/L/S) (CFM)	418/365/306/194/147	
Indoor Noise Level (T/H/M/L/S) (dBA)	46/44/41/28/26	
Dimension (W×D×H)	inch	22-1/2 x 22-1/2 x 9-5/8
	mm	570 x 570 x 245
Package (W×D×H)	inch	28-1/8 x 25-1/4 x 11-5/8
	mm	715 x 640 x 295
Net/Gross Weight	lbs	35/42
	kg	16/19

OUTDOOR SPECIFICATION		
Compressor Type	ROTARY	
Refrigerant	R454B	
Factory Charge	350ml	
Refrigerant Oil	VG74	
Outdoor Air Flow (Max) (CFM)	1471.5	
Outdoor Noise Level (dBA)	57.0	
Dimension (W×D×H)	inch	31-3/4 x 13 x 21-3/4
	mm	805 x 330 x 554
Package (W×D×H)	inch	36 x 14-5/8 x 24-1/4
	mm	915 x 370 x 615
Net/Gross Weight	lbs	73/79
	kg	33/35.7

EFFICIENCY			
Cooling		Heating	
SEER2	22.2	HSPF2-4	11.6
EER2	12.5	COP	3.7

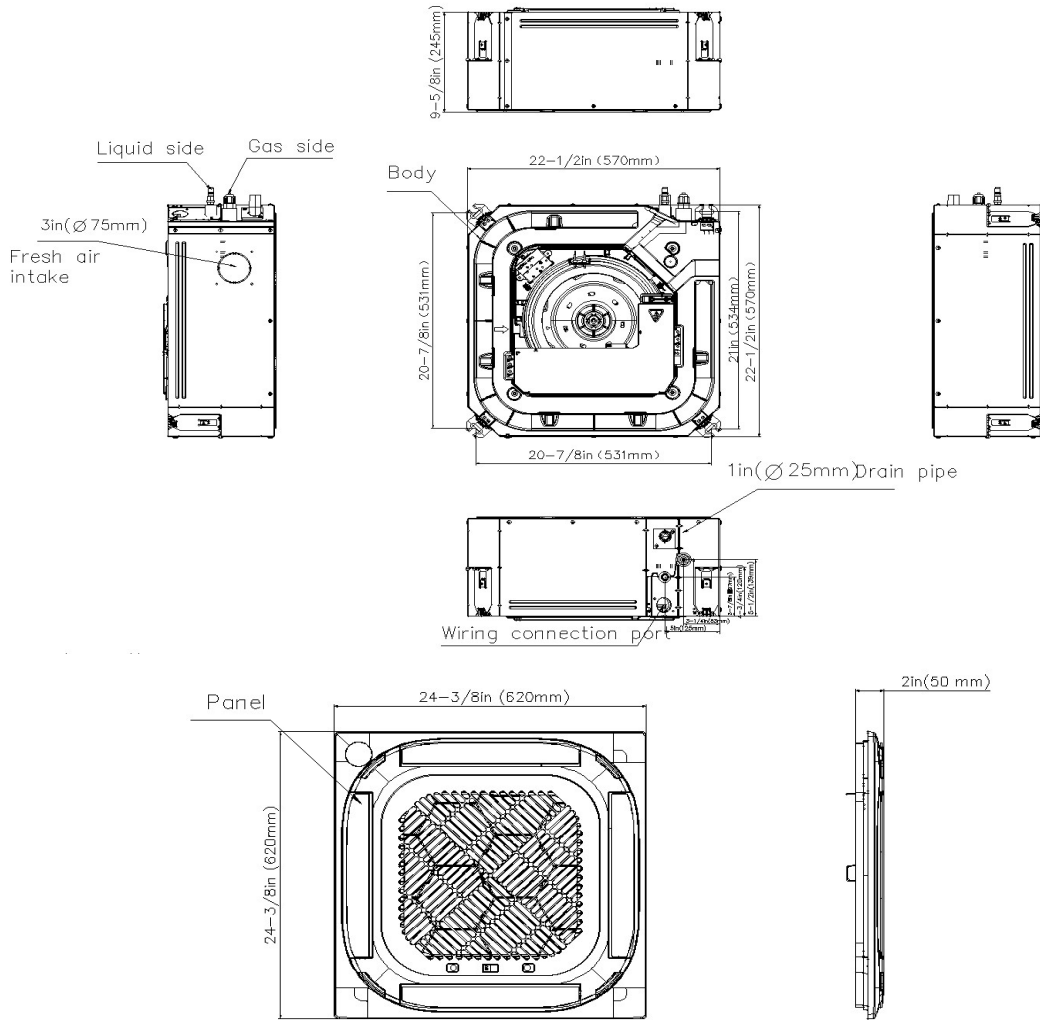
PERFORMANCE of Cooling	
Cooling (Btu/hr)	
Rated Capacity	12000
Min/Max Capacity	3800~15100
Moisture Removal	1.45
Standard Operating Range	-22°F~122°F (-30°C~50°C)
Rated Cooling Conditions:	Indoor: 80°F DB/67°F WB Outdoor: 95°F DB/75°F WB

PERFORMANCE of Heating	
Heating (Btu/hr)	
1. @ 47°F Rated (Min/Max)	12000(5300~16200)
2. @ 17°F Rated	10000
3. @ 5°F Max: Capacity / COP	11500/2.00
Standard Operating Range	-22°F~75°F (-30°C~24°C)
1. Rated Heating Conditions:	Indoor: 70°F DB/60°F WB Outdoor: 47°F DB/43°F WB
2. Rated Heating Conditions:	Indoor: 70°F DB/60°F WB Outdoor: 17°F DB/15°F WB
3. Heating Conditions, Compressor Operating at Max. Frequency	Indoor: 70°F DB/60°F WB Outdoor: 5°F DB/5°F WB

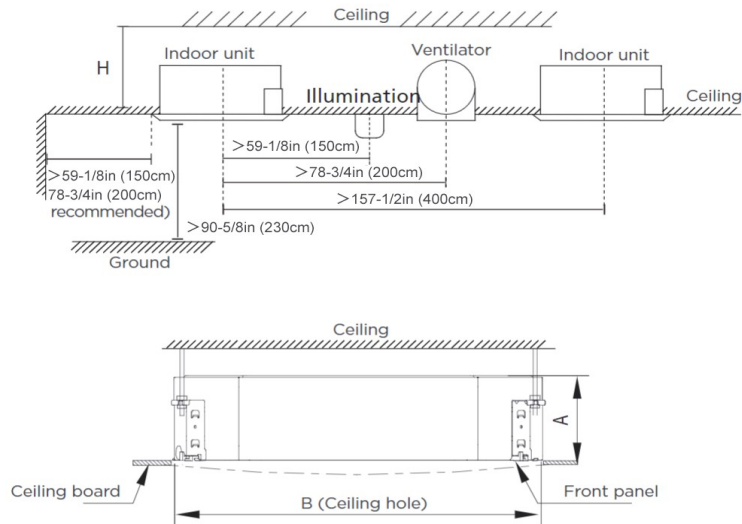
ELECTRICAL	
Power Supply	208/230V, 60Hz, 1Ph
System MCA	15
Connection Wiring	AWG 14-4
System MOCP	15
Compressor RLA	11.6
Outdoor Fan Motor RLA	0.5
Outdoor Fan Motor W	34
Indoor Fan Motor RLA	0.9
Indoor Fan Motor W	45
System Power Input @ Cooling (W)	945(210 ~ 1260)
System Power Input @ Heating (W)	951(285 ~ 1330)
MCA: Min. circuit amps (A)	MOCP: Max. over current protection (A)
RLA: Rated load amps (A)	W: Fan motor rated output (W)

PIPING	
Liquid Size	1/4in (6.35mm)
Gas Size	3/8in (9.52mm)
Drain Size	5/8in (15.88mm)
Max. Piping Length	82ft (25m)
Max. Height Difference	49.2ft (15m)
Max. Pre-charged Length	24.6ft (7.5m)
Refrigerant Pre-charged Amount	35.27oz (1000g)
Additional Charge of Refrigerant	0.16oz/ft (15g/m)
Connection Method	Flared

Indoor Unit Dimension



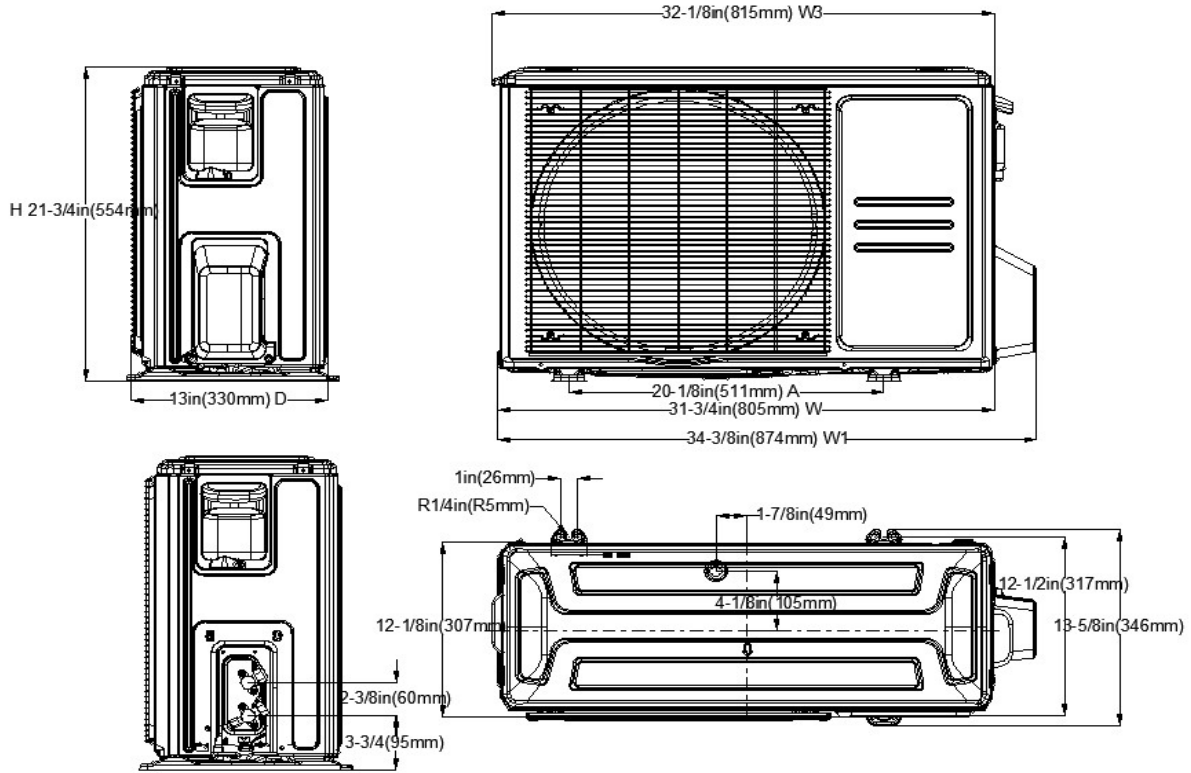
Installation Instruction



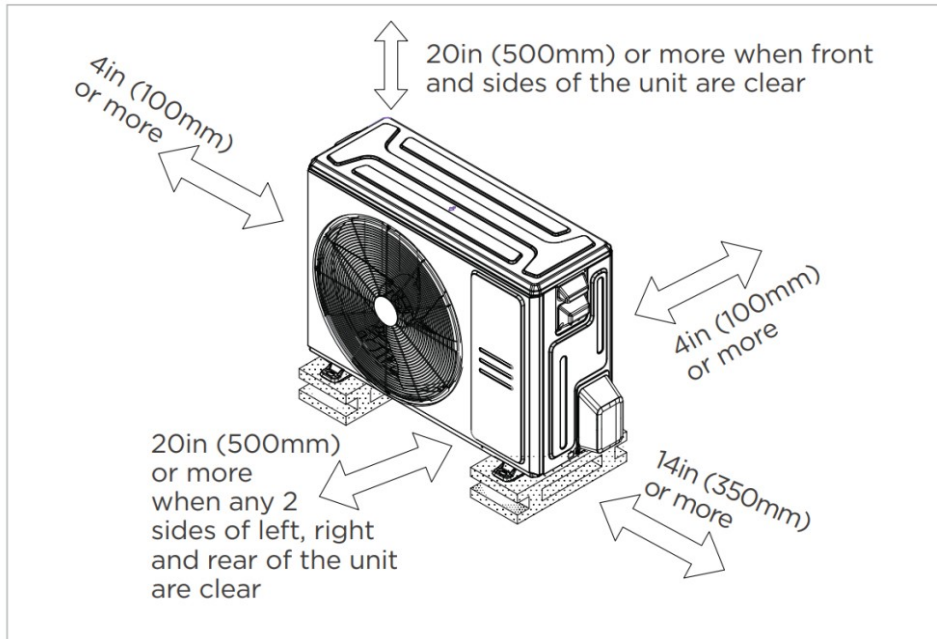
Distance from ceiling relative to height of indoor unit

MODEL	Length of A	Length of H	Length of B
9K/12K/18K	9-5/8in (245mm)	$> 10-7/8in (275mm)$	23-5/8in (600mm)
24K	8-1/8in (205mm)	9in (230mm)	
36K	9-5/8in (245mm)	10-5/8in (271mm)	35-3/8in (900mm)
48K	11-1/4in (287mm)	12-3/8in (313mm)	

Outdoor Unit Dimension



Installation Instruction



- Meets all special requirements shown in Installation Clearance Requirements above.

Features

- 360° Air Flow
- Built-in remote on-off and alarm terminals
- Refrigerant leakage detector(Optional)
- Humidity sensor
- Built-in water pump
- 1~100% stepless adjustable fan speed setting
- WiFi capability: through WiFi module or wired controller with WiFi function
- OTA function: can upgrade the program version anytime
- 2-pin connector(HA/HB) for programmable wired controller
- Multiple controller options available:
 - Optional two way communication wired controller, programmable:120N(X6)
 - Optional two way communication wired controller, programmable, with built-in WiFi, :120N(X6W)
 - Optional Infrared wired controller: 120L
 - Standard Wireless remote controller
 - Optional 24V interface kit, can connect with Third-Party 24V Thermostat