




Location: _____
 Engineer: _____
 Submitted to: _____
 Submitted by: _____
 Reference: _____

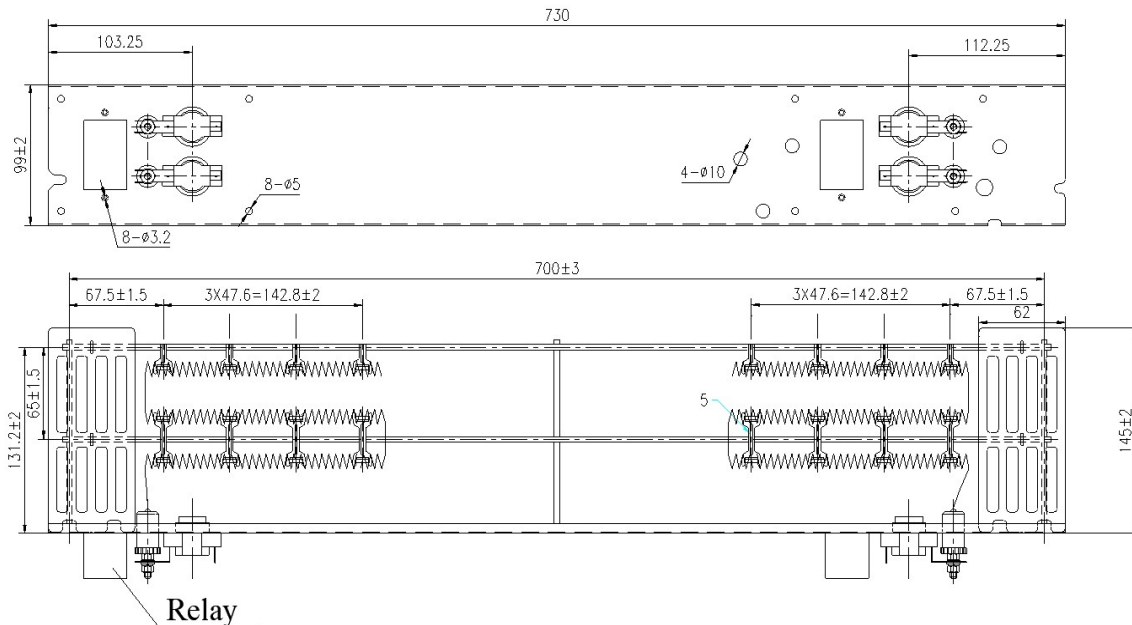
Model Number: EAH-05D(UL)

Approval: _____
 Date: _____
 Construction: _____
 Unit #: _____
 Drawing #: _____





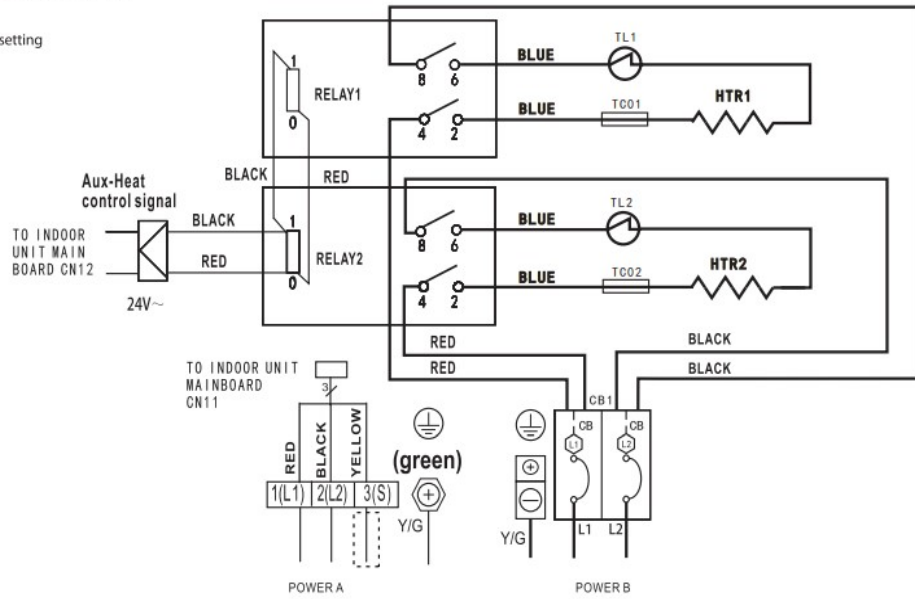
SPECS		
Normal Operational Voltage	(V, Ph, Hz)	208 / 230, 1, 60
Current	A	18.5 / 20.0
Heat Power	KW	3.8 / 4.5
MCA	A	23.5 / 25.0
MAX. FUSE	A	25.0 / 30.0
Heater dimension (W×D×H)	inch	28-3/4 x 3-7/8 x 7-1/2
	mm	730 x 99 x 190
Packaging dimension (W×D×H)	inch	31-3/4 x 6-1/2 x 12-3/8
	mm	805 x 165 x 315
Net Weight	lbs	4.0
	kg	1.8
Gross Weight	lbs	10.1
	kg	4.6

Heater dimension



3KW/5KW/8KW/10KW HEAT KIT

 :thermal cut-out
 :thermal link, self-resetting



NOTE 1: [Symbol] This symbol indicates the element is optional, The wiring type of the actual unit shall prevail.
NOTE 2: Please attach the nameplate to the cover of the electric control box. Please refer to the Installation Manual for details.
NOTE 3: TO BE WIRED IN ACCORDANCE WITH NEC AND LOCAL CODES.

NOTE 4: POWER A, B, C, D ARE DIFFERENT POWERS.

The wiring mode of power supply A shall be based on the type of original wiring terminal of AHU; for type A, S position must be connected to the outdoor S; for type B, S position shall not be connected.

