




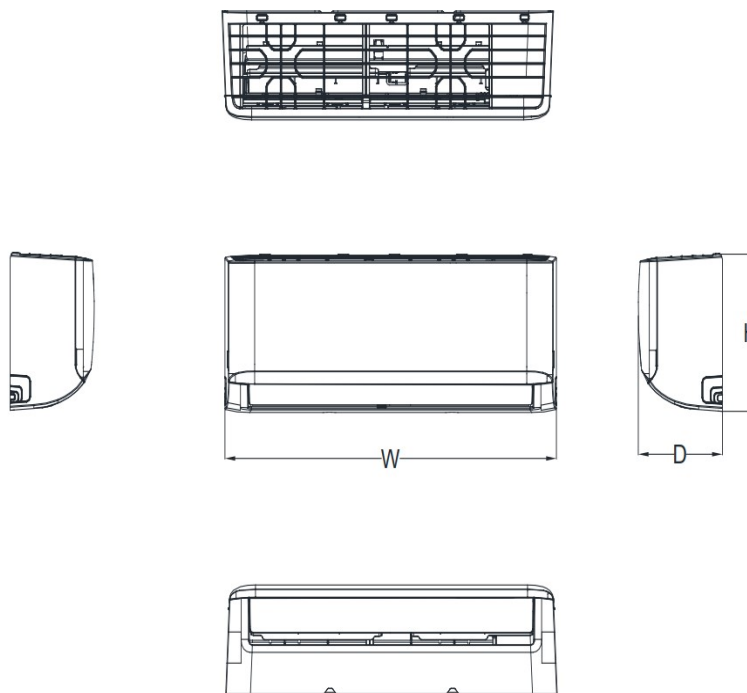
Model Number: AW25-33N2-M1

Location: _____
 Engineer: _____
 Submitted to: _____
 Submitted by: _____
 Reference: _____

Approval: _____
 Date: _____
 Construction: _____
 Unit #: _____
 Drawing #: _____

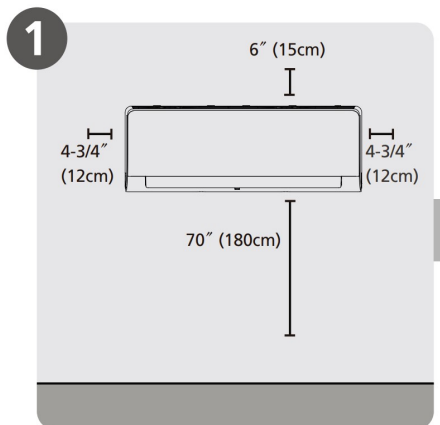


Item	Unit	Specification
Performance Data		
Cooling Capacity	Btu/h	33000(15000~35900)
Heating Capacity	Btu/h	36000(19900~38200)
Design Pressure	PSIG	550/340
Refrigerant Type	-	R454B
Liquid Side	inch(mm)	3/8in (9.52mm)
Gas Side	inch(mm)	3/4in (19mm)
Indoor Operation Range of Cooling	Deg.°F (°C)	60°F~90°F (16°C~32°C)
Indoor Operation Range of Heating	Deg.°F (°C)	32°F~86°F (0°C~30°C)
Electrical		
Normal Operational Voltage	V,HZ,Ph	208/230V,60Hz,1Ph
Voltage Range	V	187-253
Connection Wiring	-	AWG 14-4
Indoor Fan Motor Model	-	ZKFP-58-8-20L
Indoor Fan Motor Output	W	58
Indoor Fan Motor RLA	A	1.6
Indoor Fan Motor Speed(Hi/Mi/Lo)	r/min	1200/960/840
Air Flow & Noise Level		
Indoor Air Flow (Turbo/Hi/Mi/Lo/Si)	CFM	830/677/530/447/447
Indoor Noise Level (Turbo/Hi/Mi/Lo/Si)	dB(A)	56/53/47/30/23
Moisture Removal	L/H (pint/H)	4.5L/H (9.50pint/H)
Dimension (W×D×H)	inch	49-5/8 x 11-1/8 x 14-1/4
	mm	1259 x 283 x 362
Package (W×D×H)	inch	52-3/4 x 15-1/8 x 17-3/4
	mm	1340 x 385 x 450
Net Weight / Gross Weight	lbs	43/57
	kg	19.6/26.0

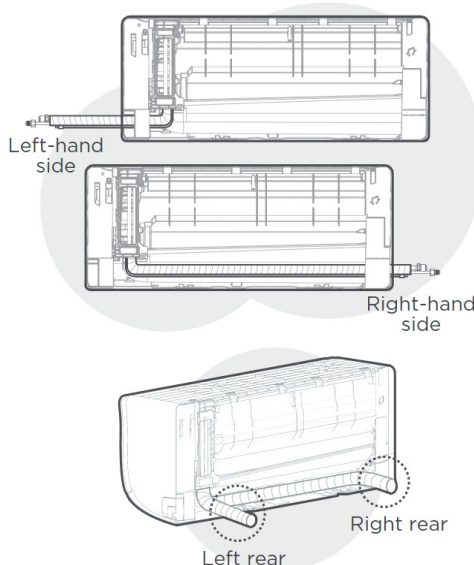


Capacity	Body Code	W(inch/mm)	D(mm/inch)	H(mm/inch)
6K~9K	A	28-3/4in /729mm	7-7/8in /200mm	11-1/2in /292mm
9K~12K	B	31-5/8in /802mm	7-7/8in /200mm	11-5/8in /295mm
18K	C	38-1/4in /971mm	9in/228mm	12-5/8in /321mm
18K~24K	D	42-5/8in /1082mm	9-1/4in/234mm	13-1/4in /337mm
30K~36K	F	49-5/8in /1259mm	11-1/8in/283mm	14-1/4in /362mm

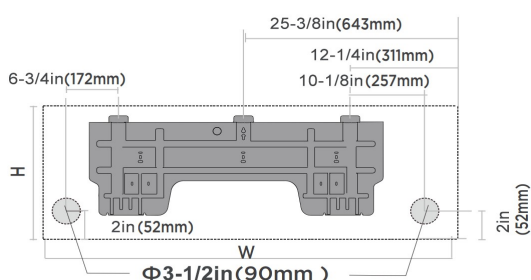
Installation Instruction



Select Installation Location



NOTE:
Based on the position of the wall hole relative to the mounting plate, choose the side from which the piping will exit the unit. You have four options for the exit direction of the piping.



Indoor unit dimensions(WxH):
49-5/8in(1259mm)x14-1/4in(362mm)

NOTE:
When the gas side connective pipe is Φ (5/8in)16mm or more, the wall hole should be (3-1/2in)90mm.

- Indoor unit use TU1 copper coil, better anti corrosion.
- 1~100% stepless adjustable fan speed setting
- WiFi capability: Built-in WiFi modular or wired controller with WiFi function
- OTA function: can upgrade the program version anytime
- Multiple controller options available:
 - Optional two way communication wired controller, programmable:120N(X6)
 - Optional two way communication wired controller, programmable, with built-in WiFi, :120N(X6W)
 - Optional Infrared wired controller: 120L
 - Standard Wireless remote controller RG10
 - Optional 24V interface kit, can connect with Third-Party 24V Thermostat