



Model Number: AUO18-36N2-M3 / AUA-36N2-B24

Location: \_\_\_\_\_  
 Engineer: \_\_\_\_\_  
 Submitted to: \_\_\_\_\_  
 Submitted by: \_\_\_\_\_  
 Reference: \_\_\_\_\_

Approval: \_\_\_\_\_  
 Date: \_\_\_\_\_  
 Construction: \_\_\_\_\_  
 Unit #: \_\_\_\_\_  
 Drawing #: \_\_\_\_\_



INDOOR SPECIFICATION		
Dimension (W×D×H)	inch	17-1/2 x 21 x 23-1/2
	mm	445 x 533 x 599
Package (W×D×H)	inch	20-1/2 x 26-1/8 x 26-3/8
	mm	520 x 665 x 670
Net/Gross Weight	lbs	59.5 / 68
	kg	27 / 30.9

OUTDOOR SPECIFICATION		
Compressor Type	ROTARY	
Refrigerant	R454B	
Factory Charge	1000ml	
Refrigerant Oil	VG74	
Outdoor Air Flow (Max) (CFM)	2,413	
Outdoor Noise Level (dBA)	63	
Dimension (W×D×H)	inch	37-1/4 x 16-1/8 x 31-7/8
	mm	946 x 410 x 810
Package (W×D×H)	inch	42-7/8 x 19-5/8 x 34-7/8
	mm	1090 x 500 x 885
Net/Gross Weight	lbs	153 / 164
	kg	69.5 / 74.2

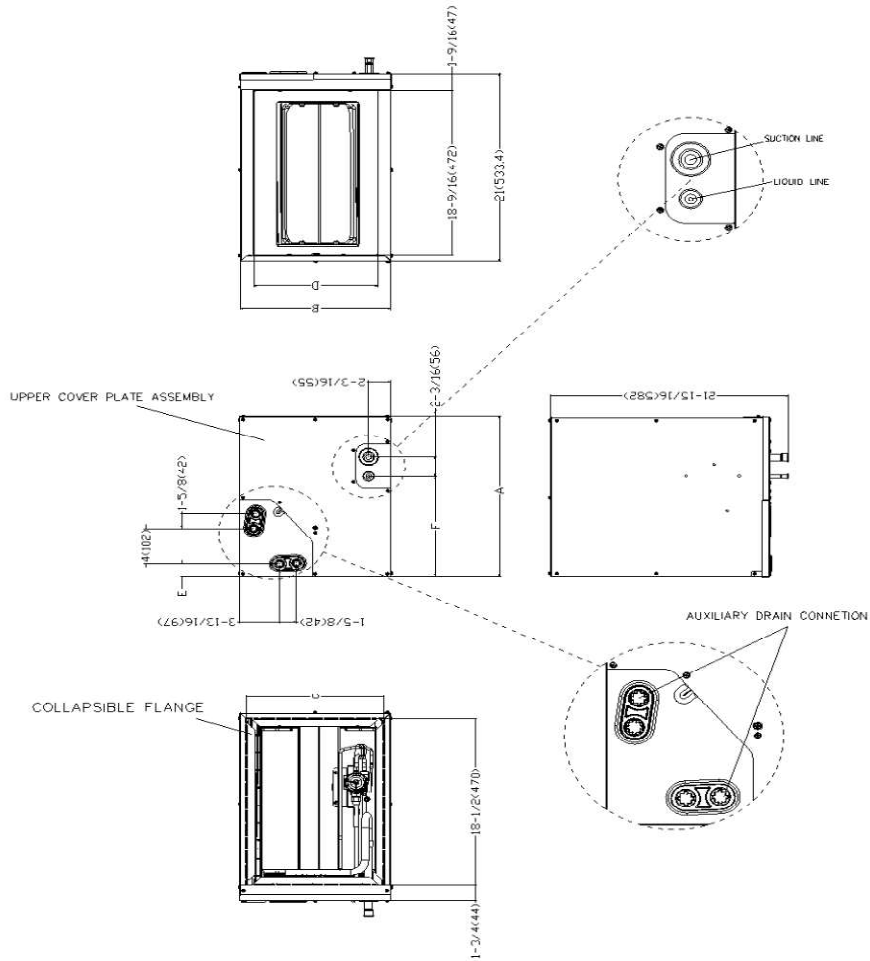
EFFICIENCY			
Cooling		Heating	
SEER2	14.8	HSPF2-4	8.7
EER2	10.2	COP	3.4

PERFORMANCE of Cooling	
Cooling (Btu/hr)	
Rated Capacity	36,000
Min/Max Capacity	10,400~38,800
Moisture Removal	4
Standard Operating Range	-13°F~122°F (-25°C~50°C)
Rated Cooling Conditions:	Indoor: 80°F DB/67°F WB Outdoor: 95°F DB/75°F WB

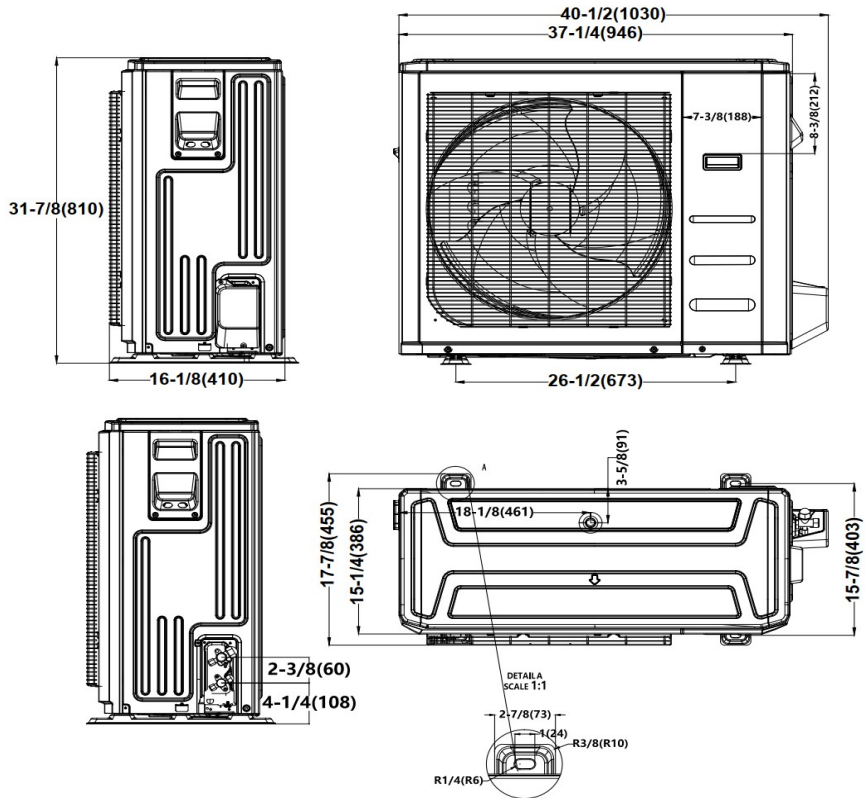
PERFORMANCE of Heating	
Heating (Btu/hr)	
1. @ 47°F Rated (Min/Max)	36,000(11,200~41,000)
2. @ 17°F Rated	24,800
3. @ 5°F Max: Capacity / COP	27,200/1.9
Standard Operating Range	-13°F~75°F (-25°C~24°C)
1. Rated Heating Conditions:	Indoor: 70°F DB/60°F WB Outdoor: 47°F DB/43°F WB
2. Rated Heating Conditions:	Indoor: 70°F DB/60°F WB Outdoor: 17°F DB/15°F WB
3. Heating Conditions, Compressor Operating at Max. Frequency	Indoor: 70°F DB/60°F WB Outdoor: 5°F DB/5°F WB

ELECTRICAL	
Indoor Power Supply	24V,60Hz,1Ph
Indoor MCA 115V/(208/230V)	/
Indoor MOP	/
Outdoor Power Supply	208/230,60Hz,1Ph
Outdoor MCA	24.0
Outdoor MOP	30.0
Communication Wiring	AWG 20/2
Compressor RLA	17.5
Outdoor Fan Motor RLA	1.5
Outdoor Fan Motor W	120.0
Indoor Fan Motor RLA	/
Indoor Fan Motor W	/
System Power Input @ Cooling (W)	3,530 ( 630 ~ 3,600)
System Power Input @ Heating (W)	3,103 ( 550 ~ 3,370)
MCA: Min. circuit amps (A)	MOCP: Max. over current protection (A)
RLA: Rated load amps (A)	W: Fan motor rated output (W)

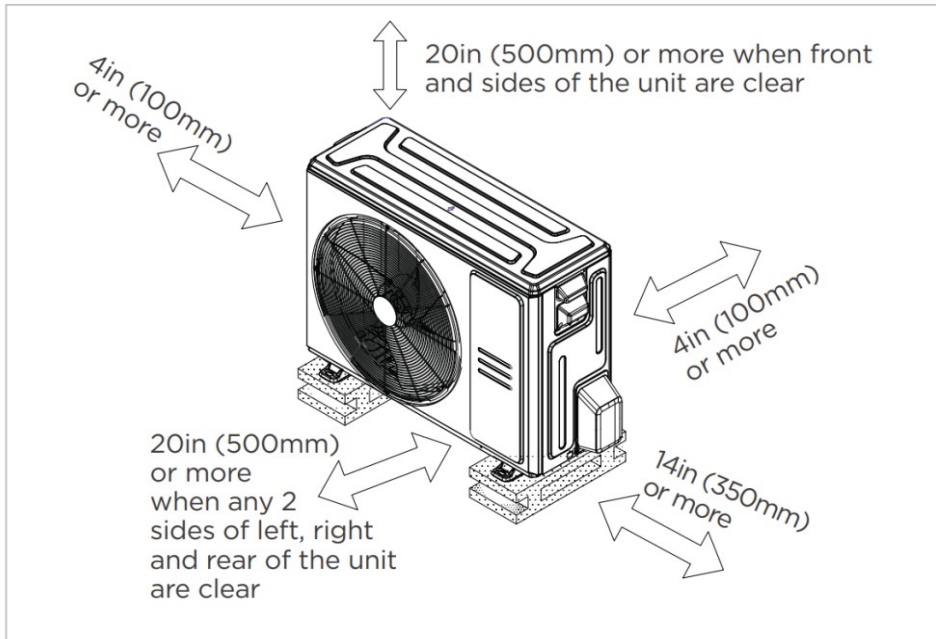
PIPING	
Liquid Size	3/8in (9.52mm)
Gas Size	3/4iin (19mm)
Drain Size	5/8in (15.88mm)
Max. Piping Length	246ft (75m)
Max. Height Difference	98.4ft (30m)
Max. Pre-charged Length	24.6ft (7.5m)
Refrigerant Pre-charged Amount	116oz (3300g)
Additional Charge of Refrigerant	0.7oz/ft (65g/m)
Connection Method	Flared



Dimensions		Model(Btu/h)		24-A		36-A		36-B	
		inch	mm	inch	mm	inch	mm		
A	Model Height	18	457	23-5/16	592	23-1/2	599		
B	Model Width	14-1/2	368	14-1/2	368	17-1/2	445		
C	Supply Air Opening Width	13-1/4	336	13-1/4	336	16-3/16	411		
D	Return Air Opening Width	11-15/16	303	11-15/16	303	14-15/16	380		
E	Condensate Drains Height	1-7/16	38	1-7/16	38	1-7/16	38		
F	Liquid Line Height	11-3/8	290	17-15/16	455	16-3/8	417		
Dimensions		Model(Btu/h)		24-B		36-C			
		inch	mm	inch	mm				
A	Model Height	18	457	24	611				
B	Model Width	17-1/2	445	21	534				
C	Supply Air Opening Width	16-3/16	411	19-3/4	502				
D	Return Air Opening Width	14-15/16	380	18-7/16	468				
E	Condensate Drains Height	1-7/16	38	2-3/16	55				
F	Liquid Line Height	11-3/8	290	17-1/2	445				



Installation Instruction



☑ Meets all special requirements shown in Installation Clearance Requirements above.

- Multi-position installation: horizontal(left or right), vertical( up or down)
- Aluminum Coil
- R454B refrigerant sensor
- Easy Maintenance
- Multiple control options available:
  - Two way communication wired controller with built-in WiFi:120N(X6W)
  - Third-Party 24V Thermostat