




Location: _____
 Engineer: _____
 Submitted to: _____
 Submitted by: _____
 Reference: _____

Model Number: AUO19-36N2-M3H-S / AUE-36N2-LM3E

Approval: _____
 Date: _____
 Construction: _____
 Unit #: _____
 Drawing #: _____



INDOOR SPECIFICATION		
ESP(in.W.G)		0-0.8
Indoor Air Flow (Turbo/H/M/L/S) (CFM)		1189 / 1083 / 971 / 865 / 865
Indoor Noise Level (T/H/M/L/S) (dBA)		52 / 52 / 49 / 37 / 37
Dimension (W×D×H)	inch	22 x 19 x 40
	mm	559 x 483 x 1017
Package (W×D×H)	inch	24-5/8 x 22-7/8 x 47
	mm	625 x 580 x 1193
Net/Gross Weight	lbs	110 / 131
	kg	49.7 / 59.3

OUTDOOR SPECIFICATION		
Compressor Type		TWIN-ROTARY
Refrigerant		R454B
Factory Charge		1460
Refrigerant Oil		VG74
Outdoor Air Flow (Max) (CFM)		3002
Outdoor Noise Level (dBA)		64
Dimension (W×D×H)	inch	38-5/8 x 16-3/8 x 38-3/8
	mm	980 x 415 x 975
Package (W×D×H)	inch	45-1/8 x 19-5/8 x 42-1/2
	mm	1145 x 500 x 1080
Net/Gross Weight	lbs	204 / 235
	kg	92.6 / 106.7

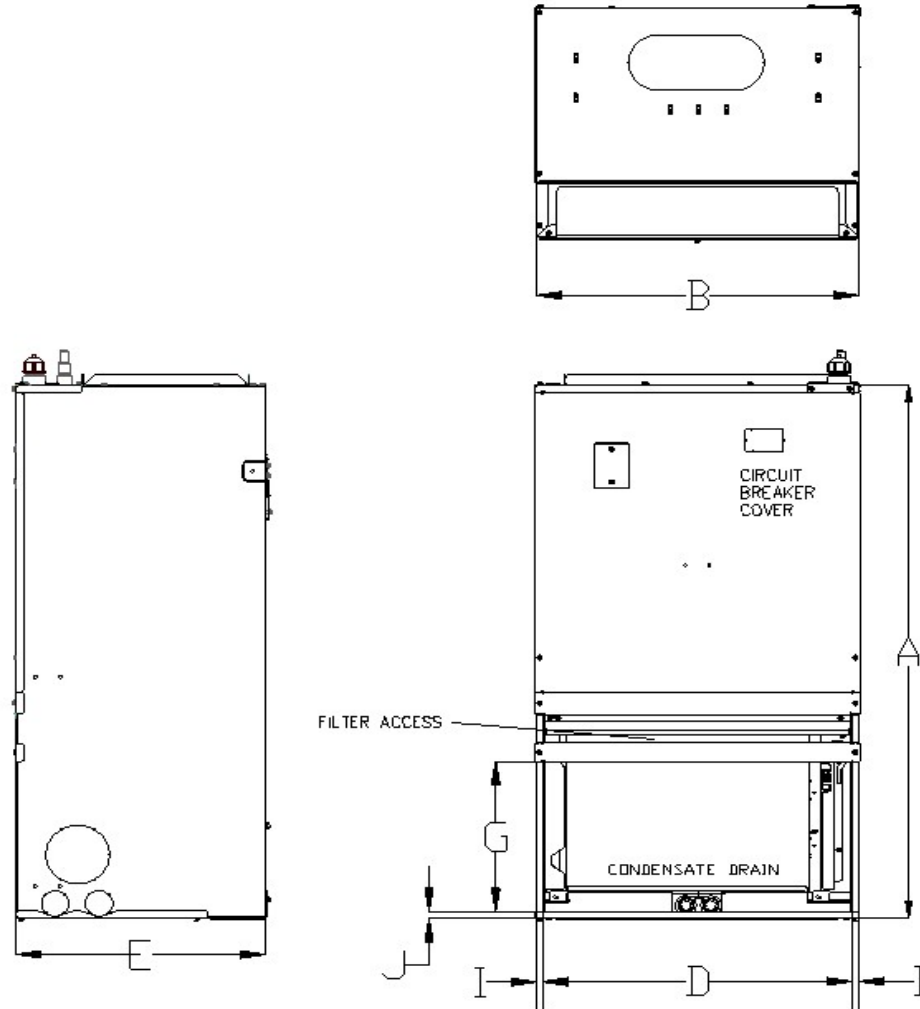
EFFICIENCY			
Cooling		Heating	
SEER2	16.8	HSPF2-4	9.6
EER2	11.2	COP	3.4

PERFORMANCE of Cooling	
Cooling (Btu/hr)	
Rated Capacity	36000
Min/Max Capacity	13700~41500
Moisture Removal	3.47
Standard Operating Range	-22°F~122°F (-30°C~50°C)
Rated Cooling Conditions:	Indoor: 80°F DB/67°F WB Outdoor: 95°F DB/75°F WB

PERFORMANCE of Heating	
Heating (Btu/hr)	
1. @ 47°F Rated (Min/Max)	37000(10100~48500)
2. @ 17°F Rated	30200
3. @ 5°F Max: Capacity / COP	34600/1.8
Standard Operating Range	-22°F ~75°F (-30°C~24°C)
1. Rated Heating Conditions:	Indoor: 70°F DB/60°F WB Outdoor: 47°F DB/43°F WB
2. Rated Heating Conditions:	Indoor: 70°F DB/60°F WB Outdoor: 17°F DB/15°F WB
3. Heating Conditions, Compressor Operating at Max. Frequency	Indoor: 70°F DB/60°F WB Outdoor: 5°F DB/5°F WB

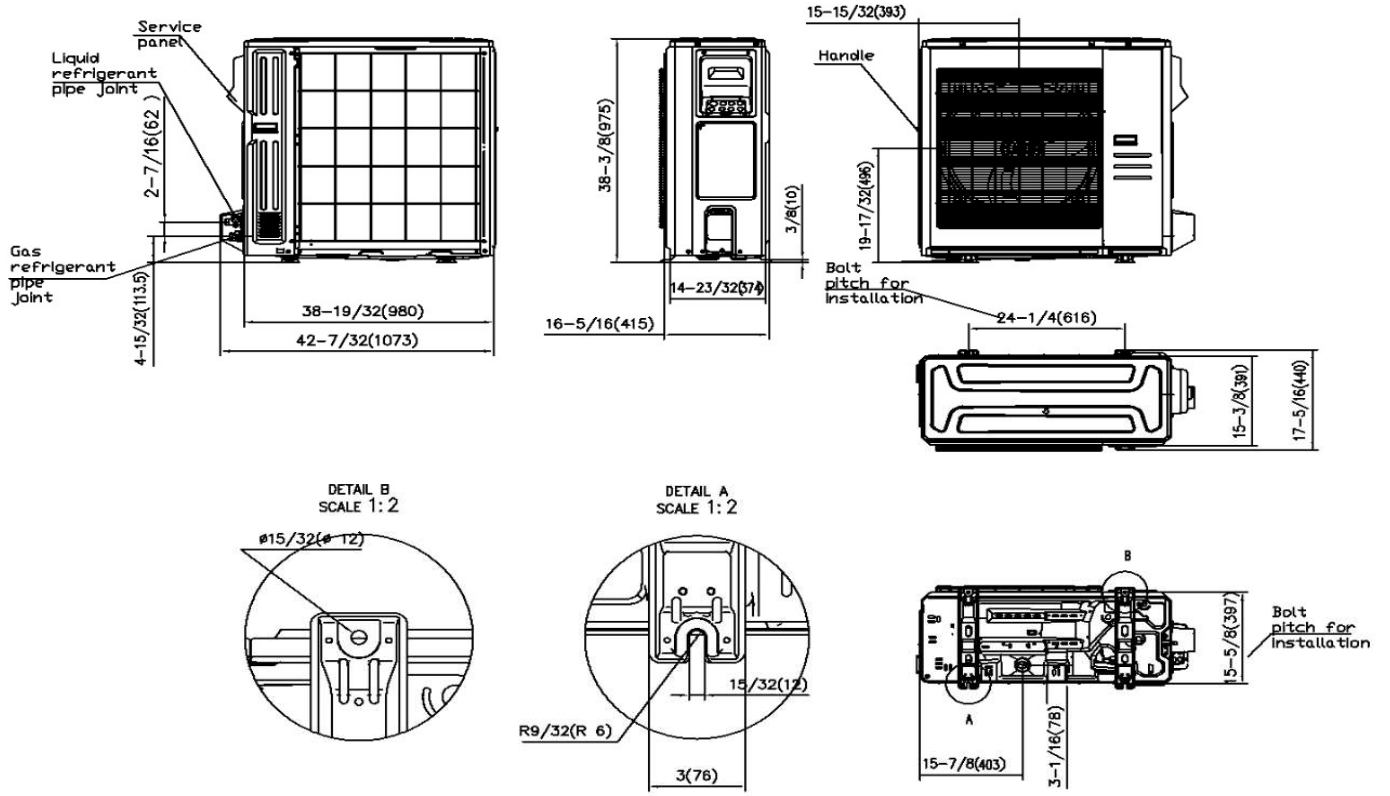
ELECTRICAL	
Indoor Power Supply	115V/208/230V,60Hz,1Ph
Indoor MCA 115V/(208/230V)	6.5
Indoor MOP	15.0
Outdoor Power Supply	208/230V,60Hz,1Ph
Outdoor MCA	29.0
Outdoor MOP	30.0
Connection Wiring	AWG 20-2
Compressor RLA	20.5
Outdoor Fan Motor RLA	2.4
Outdoor Fan Motor W	/
Indoor Fan Motor RLA	5
Indoor Fan Motor W	375
System Power Input @ Cooling (W)	3214 (1170 ~ 4400)
System Power Input @ Heating (W)	3189 (725 ~4420)
MCA: Min. circuit amps (A)	MOCP: Max. over current protection (A)
RLA: Rated load amps (A)	W: Fan motor rated output (W)

PIPING	
Liquid Size	3/8in (9.52mm)
Gas Size	3/4in (19mm)
Drain Size	5/8in (15.88mm)
Max. Piping Length	246ft (75m)
Max. Height Difference	98ft (30m)
Max. Pre-charged Length	24.6ft (7.5m)
Refrigerant Pre-charged Amount	127oz (3600g)
Additional Charge of Refrigerant	0.7oz/ft (65g/m)
Connection Method	Flared



Dimensions		Model(Btu/h)	18K/24K		30K/36K	
			inch	mm	inch	mm
A	Model Height		36-1/2	928	40	1017
B	Model Width		20-1/4	515	22	559
C	Supply Air Opening Width		17-13/32	442	18-27/32	478.6
D	Return Air Opening Width		19-7/16	493.8	21-5/32	537.8
E	Model Depth		15-3/4	399	19	483
F	Supply Air Opening Depth		10-7/16	265.2	9-9/32	235.4
G	Return Air Opening Depth		10-9/32	261	13-2/32	332.5
H	Supply Air Opening Clearance		1-5/32	29.1	1-5/8	41
I	Return Air Opening Side Clearance		13/32	10.6	13/32	10.6
J	Return Air Opening Front Clearance		15/32	12	5/8	16

Outdoor Unit Dimension

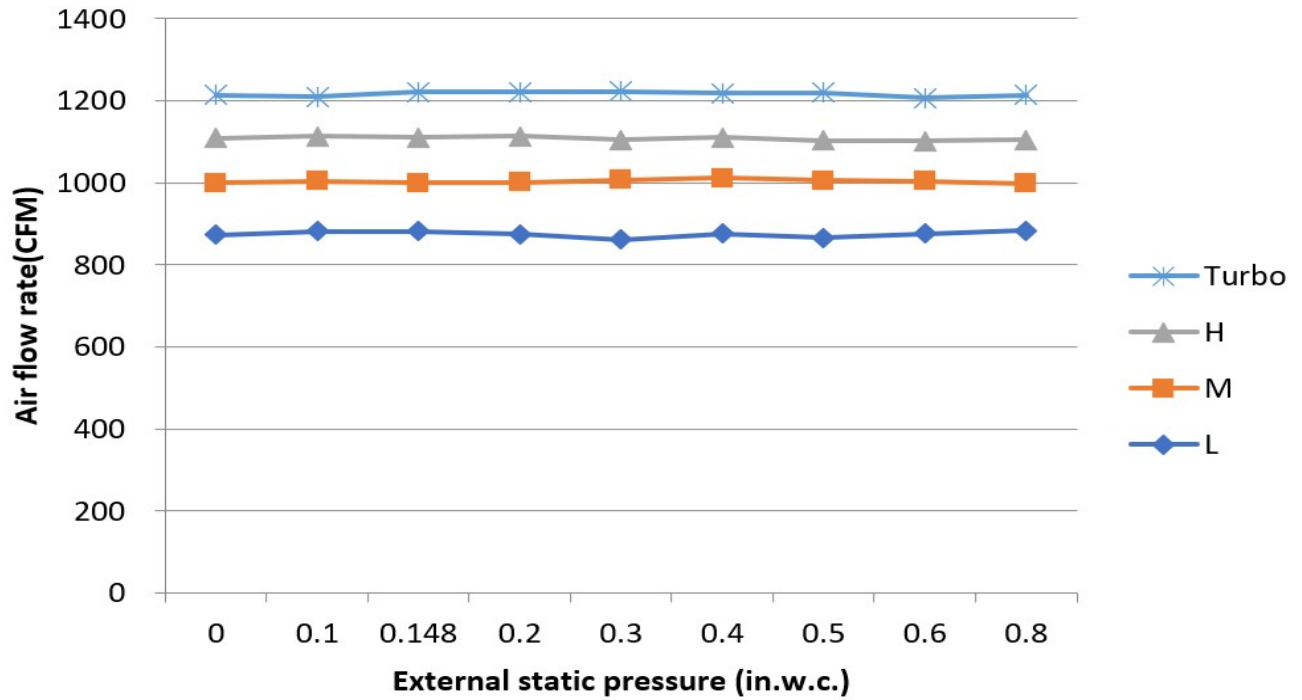


Installation Instruction



Meets all special requirements shown in Installation Clearance Requirements above.

36K



Features

- Multi-position of return air: front(factory standard) or bottom
- Aluminum Coil
- Constantly Air Flow system up to 0.80 In.W.G
- Optional Auxiliary heat kit up to 10kW
- Easy Maintenance
- Multiple controller options available:
 - Optional two way communication wired controller, programmable:120N(X6)
 - Optional two way communication wired controller, programmable, with built-in WiFi, :120N(X6W)
 - Standard Wireless remote controller
 - Can connect with Third-Party 24V Thermostat
- High efficiency up to 19.3 SEER2, 12.1 EER2, 10.8 HSPF2
- Chassis heater and crankcase heater pre-bulit as standard