



Location: _____
 Engineer: _____
 Submitted to: _____
 Submitted by: _____
 Reference: _____

Model Number: AUO19-24N2-M3H / AUE-24N2-MM3E

Approval: _____
 Date: _____
 Construction: _____
 Unit #: _____
 Drawing #: _____



INDOOR SPECIFICATION		
ESP(in.W.G)		0-0.8
Indoor Air Flow (Turbo/H/M/L/S) (CFM)		824 / 759 / 695 / 630 / 630
Indoor Noise Level (T/H/M/L/S) (dBA)		53 / 51 / 48 / 38 / 38
Dimension (W×D×H)	inch	20-1/4 x 15-3/4 x 36-1/2
	mm	515 x 399 x 928
Package (W×D×H)	inch	22-7/8 x 19-1/2 x 42-7/8
	mm	580 x 495 x 1090
Net/Gross Weight	lbs	91 / 111
	kg	41.5 / 50.5

OUTDOOR SPECIFICATION		
Compressor Type		ROTARY
Refrigerant		R454B
Factory Charge		620
Refrigerant Oil		VG74
Outdoor Air Flow (Max) (CFM)		1766
Outdoor Noise Level (dBA)		59
Dimension (W×D×H)	inch	35 x 13-1/2 x 26-1/2
	mm	890 x 342 x 673
Package (W×D×H)	inch	39-1/8 x 15-5/8 x 29-1/8
	mm	995 x 398 x 740
Net/Gross Weight	lbs	102 / 109
	kg	46.4 / 49.5

EFFICIENCY			
Cooling		Heating	
SEER2	17.5	HSPF2-4	10.5
EER2	10.8	COP	3.8

PERFORMANCE of Cooling	
Cooling (Btu/hr)	
Rated Capacity	24000
Min/Max Capacity	10100~27500
Moisture Removal	2.5
Standard Operating Range	-22°F~122°F (-30°C~50°C)

Rated Cooling Conditions: Indoor: 80°F DB/67°F WB
 Outdoor: 95°F DB/75°F WB

PERFORMANCE of Heating	
Heating (Btu/hr)	
1. @ 47°F Rated (Min/Max)	25000(7000~32200)
2. @ 17°F Rated	20800
3. @ 5°F Max: Capacity / COP	19600/2.0
Standard Operating Range	-22°F ~75°F (-30°C~24°C)

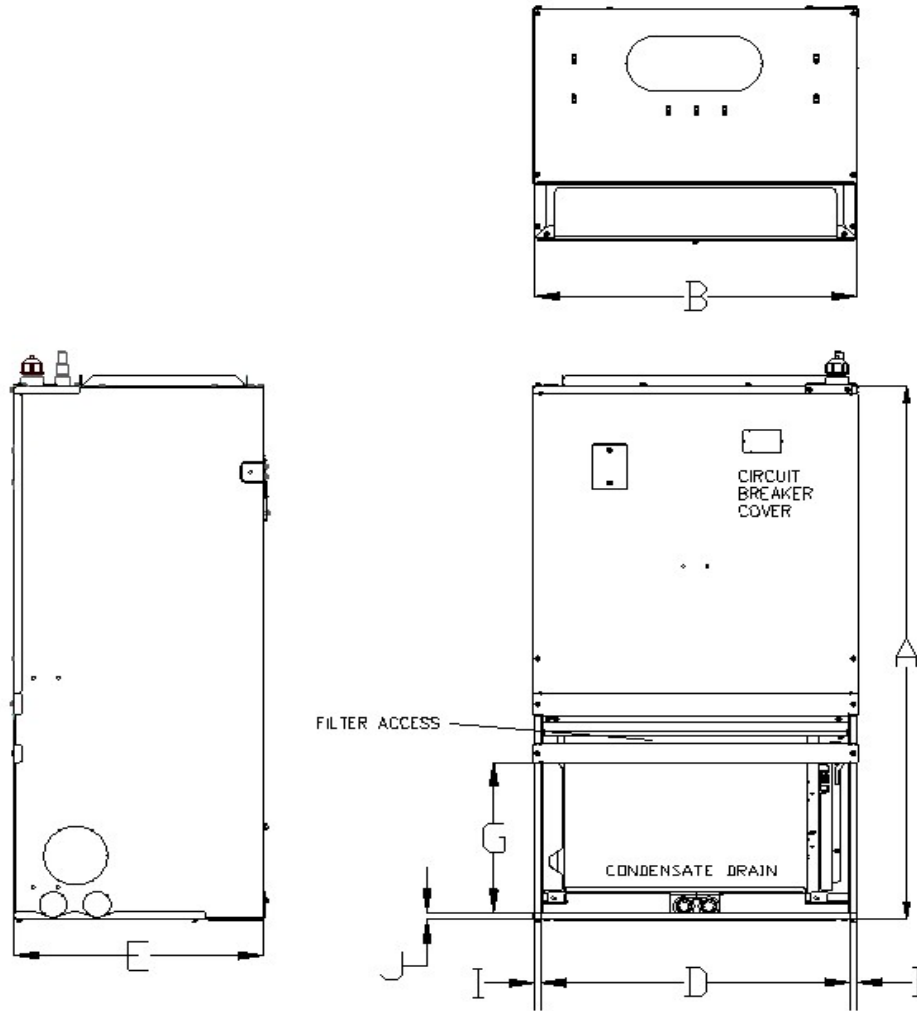
1. Rated Heating Conditions: Indoor: 70°F DB/60°F WB
 Outdoor: 47°F DB/43°F WB

2. Rated Heating Conditions: Indoor: 70°F DB/60°F WB
 Outdoor: 17°F DB/15°F WB

3. Heating Conditions, Compressor Operating at Max. Frequency Indoor: 70°F DB/60°F WB
 Outdoor: 5°F DB/5°F WB

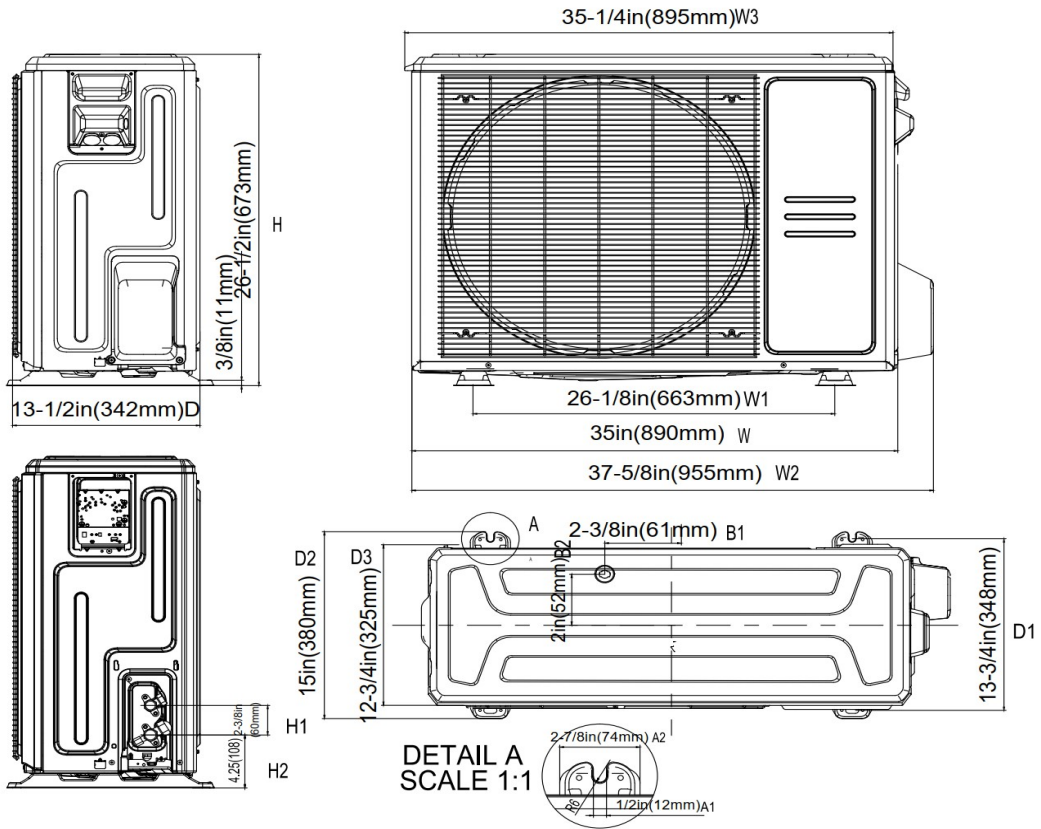
ELECTRICAL	
Indoor Power Supply	115V/208/230V,60Hz,1Ph
Indoor MCA 115V/(208/230V)	4
Indoor MOP	15.0
Outdoor Power Supply	208/230V,60Hz,1Ph
Outdoor MCA	19.0
Outdoor MOP	20.0
Connection Wiring	AWG 20-2
Compressor RLA	14
Outdoor Fan Motor RLA	1
Outdoor Fan Motor W	/
Indoor Fan Motor RLA	3
Indoor Fan Motor W	250
System Power Input @ Cooling (W)	2222 (830 ~ 2850)
System Power Input @ Heating (W)	1980 (455 ~2590)
MCA: Min. circuit amps (A)	MOCP: Max. over current protection (A)
RLA: Rated load amps (A)	W: Fan motor rated output (W)

PIPING	
Liquid Size	3/8in (9.52mm)
Gas Size	3/4in (19mm)
Drain Size	5/8in (15.88mm)
Max. Piping Length	164ft (50m)
Max. Height Difference	82ft (25m)
Max. Pre-charged Length	24.6ft (7.5m)
Refrigerant Pre-charged Amount	74oz (2100g)
Additional Charge of Refrigerant	0.7oz/ft (65g/m)
Connection Method	Flared



Dimensions		Model(Btu/h)	18K/24K		30K/36K	
			inch	mm	inch	mm
A	Model Height		36-1/2	928	40	1017
B	Model Width		20-1/4	515	22	559
C	Supply Air Opening Width		17-13/32	442	18-27/32	478.6
D	Return Air Opening Width		19-7/16	493.8	21-5/32	537.8
E	Model Depth		15-3/4	399	19	483
F	Supply Air Opening Depth		10-7/16	265.2	9-9/32	235.4
G	Return Air Opening Depth		10-9/32	261	13-2/32	332.5
H	Supply Air Opening Clearance		1-5/32	29.1	1-5/8	41
I	Return Air Opening Side Clearance		13/32	10.6	13/32	10.6
J	Return Air Opening Front Clearance		15/32	12	5/8	16

Outdoor Unit Dimension

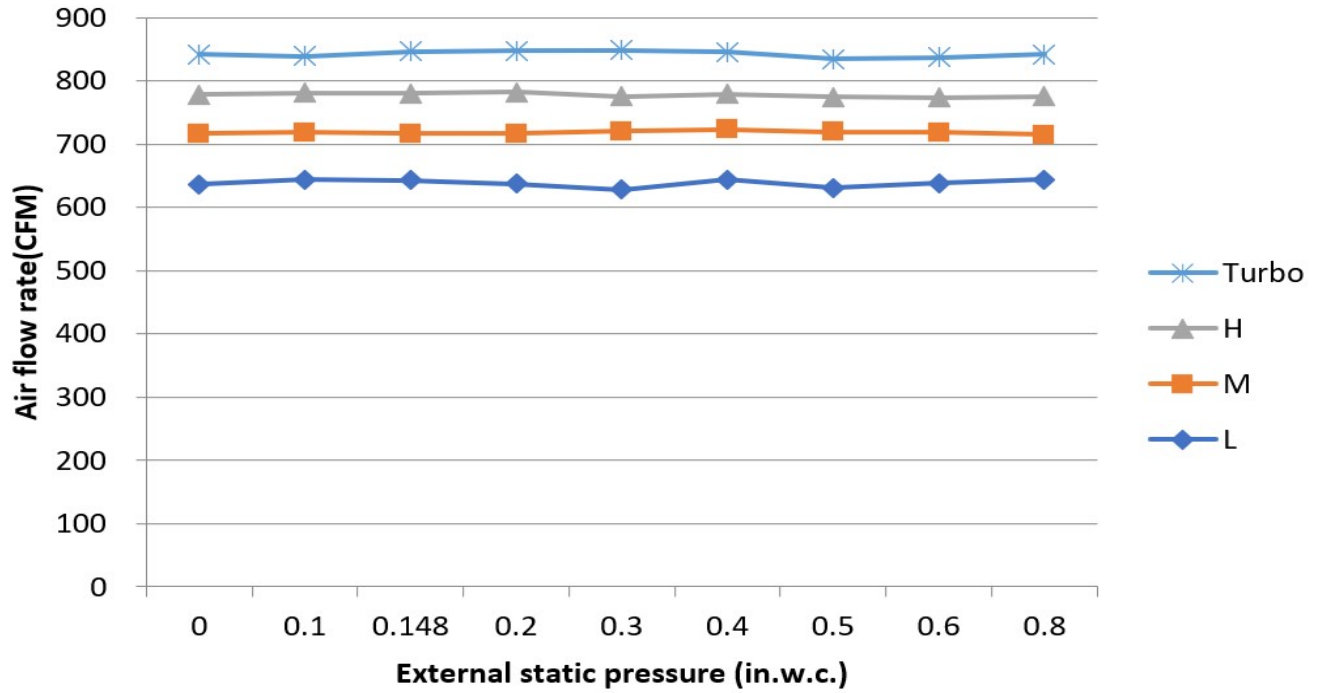


Installation Instruction



Meets all special requirements shown in Installation Clearance Requirements above.

24K



Features

- Multi-position of return air: front(factory standard) or bottom
- Aluminum Coil
- Constantly Air Flow system up to 0.80 In.W.G
- Optional Auxiliary heat kit up to 10kW
- Easy Maintenance
- Multiple controller options available:
 - Optional two way communication wired controller, programmable:120N(X6)
 - Optional two way communication wired controller, programmable, with built-in WiFi, :120N(X6W)
 - Standard Wireless remote controller
 - Can connect with Third-Party 24V Thermostat
- High efficiency up to 19.3 SEER2, 12.1 EER2, 10.8 HSPF2
- Chassis heater and crankcase heater pre-bulit as standard