



Location: \_\_\_\_\_  
 Engineer: \_\_\_\_\_  
 Submitted to: \_\_\_\_\_  
 Submitted by: \_\_\_\_\_  
 Reference: \_\_\_\_\_

Model Number: AO35-18N2-M1H / AW35-18N2-M1

Approval: \_\_\_\_\_  
 Date: \_\_\_\_\_  
 Construction: \_\_\_\_\_  
 Unit #: \_\_\_\_\_  
 Drawing #: \_\_\_\_\_



INDOOR SPECIFICATION		
Indoor Air Flow (Turbo/H/M/L/S) (CFM)		812/618/412/318/317
Indoor Noise Level (T/H/M/L/S) (dBA)		55/44/39/27/16
Dimension (W×D×H)	inch	46-7/8 x 11-1/4 x 14-5/8
	mm	1190 x 285 x 371
Package (W×D×H)	inch	50-3/8 x 14-1/8 x 17-7/8
	mm	1280 x 360 x 455
Net/Gross Weight	lbs	44/56
	kg	19.8/25.2

OUTDOOR SPECIFICATION		
Compressor Type		ROTARY
Refrigerant		R454B
Factory Charge		620ml
Refrigerant Oil		VG74
Outdoor Air Flow (Max) (CFM)		2235.3
Outdoor Noise Level (dBA)		61.5
Dimension (W×D×H)	inch	37-1/4 x 16-1/8 x 31-7/8
	mm	946 x 410 x 810
Package (W×D×H)	inch	42-7/8 x 19-5/8 x 34-7/8
	mm	1090 x 500 x 885
Net/Gross Weight	lbs	130/141
	kg	59.1/64.1

EFFICIENCY			
Cooling		Heating	
SEER2	25.6	HSPF2-4	16.2
EER2	15.0	COP	4.4

PERFORMANCE of Cooling	
Cooling (Btu/hr)	
Rated Capacity	18000
Min/Max Capacity	12600~27900
Moisture Removal	1.1
Standard Operating Range	-22°F~122°F (-30°C~50°C)

Rated Cooling Conditions: Indoor: 80°F DB/67°F WB  
 Outdoor: 95°F DB/75°F WB

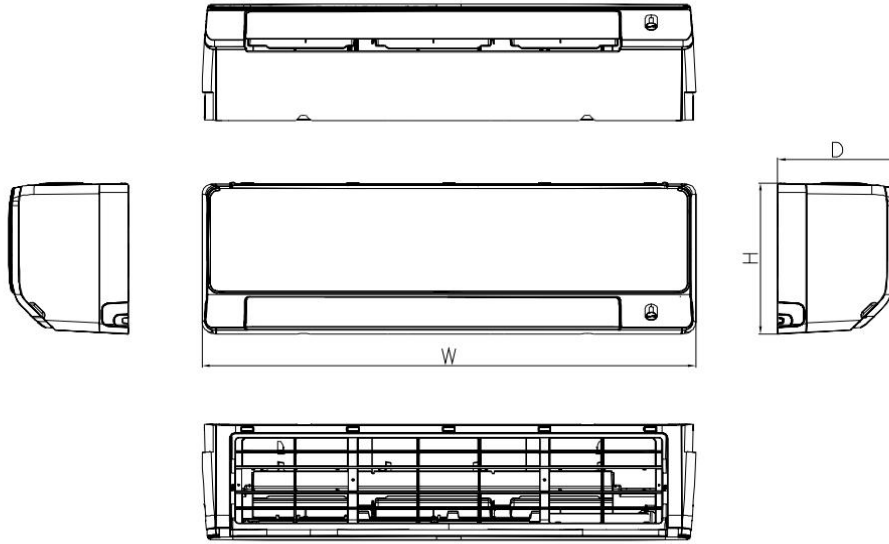
PERFORMANCE of Heating	
Heating (Btu/hr)	
1. @ 47°F Rated (Min/Max)	20000(9700~29700)
2. @ 17°F Rated	19300
3. @ 5°F Max: Capacity / COP	22600/2.34
Standard Operating Range	-22°F~75°F (-30°C~24°C)

1. Rated Heating Conditions: Indoor: 70°F DB/60°F WB  
 Outdoor: 47°F DB/43°F WB  
 2. Rated Heating Conditions: Indoor: 70°F DB/60°F WB  
 Outdoor: 17°F DB/15°F WB  
 3. Heating Conditions, Compressor Operating at Max. Frequency: Indoor: 70°F DB/60°F WB  
 Outdoor: 5°F DB/5°F WB

ELECTRICAL	
Power Supply	208/230V,60Hz,1Ph
System MCA	24.9
Connection Wiring	AWG 14-4
System MOCP	25
Compressor RLA	15
Outdoor Fan Motor RLA	1.3
Outdoor Fan Motor W	120
Indoor Fan Motor RLA	1.3
Indoor Fan Motor W	58
System Power Input @ Cooling (W)	1200(940 ~ 2280)
System Power Input @ Heating (W)	1332(525 ~2440)
MCA: Min. circuit amps (A)	MOCP: Max. over current protection (A)
RLA: Rated load amps (A)	W: Fan motor rated output (W)

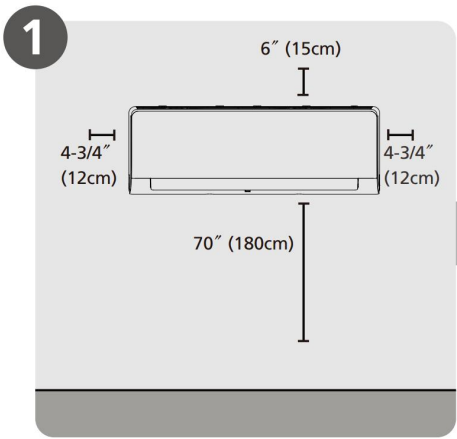
PIPING	
Liquid Size	3/8in (9.52mm)
Gas Size	5/8in (15.9mm)
Drain Size	5/8in (15.88mm)
Max. Piping Length	164ft (50m)
Max. Height Difference	82ft (25m)
Max. Pre-charged Length	24.6ft (7.5m)
Refrigerant Pre-charged Amount	63.49oz (1.8g)
Additional Charge of Refrigerant	0.32oz/ft (30g/m)
Connection Method	Flared



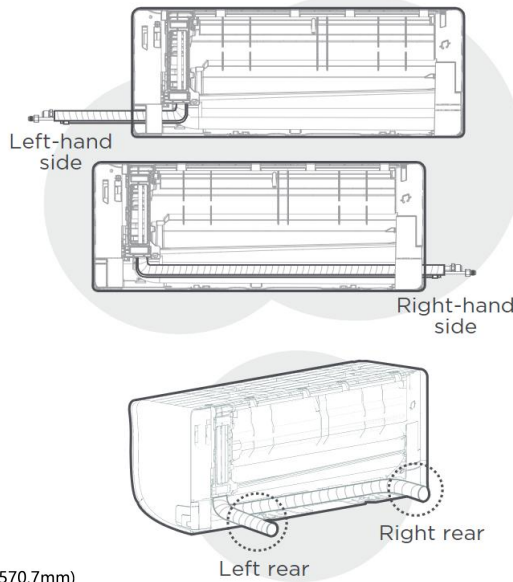


Capacity	Body Code	Unit	W	D	H
6k~12k	C	mm	1017	248	319
		inch	40	9-3/4	12-1/2
18k	D	mm	1190	285	371
		inch	46-7/8	11-1/4	14-5/8

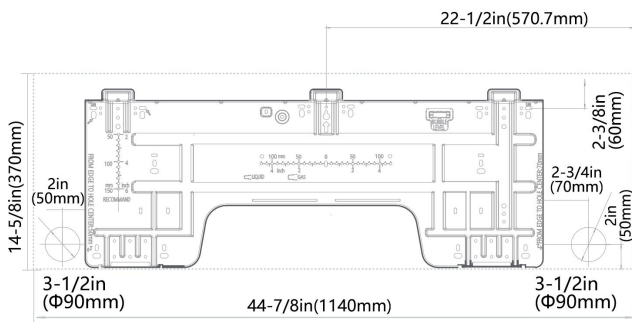
Installation Instruction



Select Installation Location

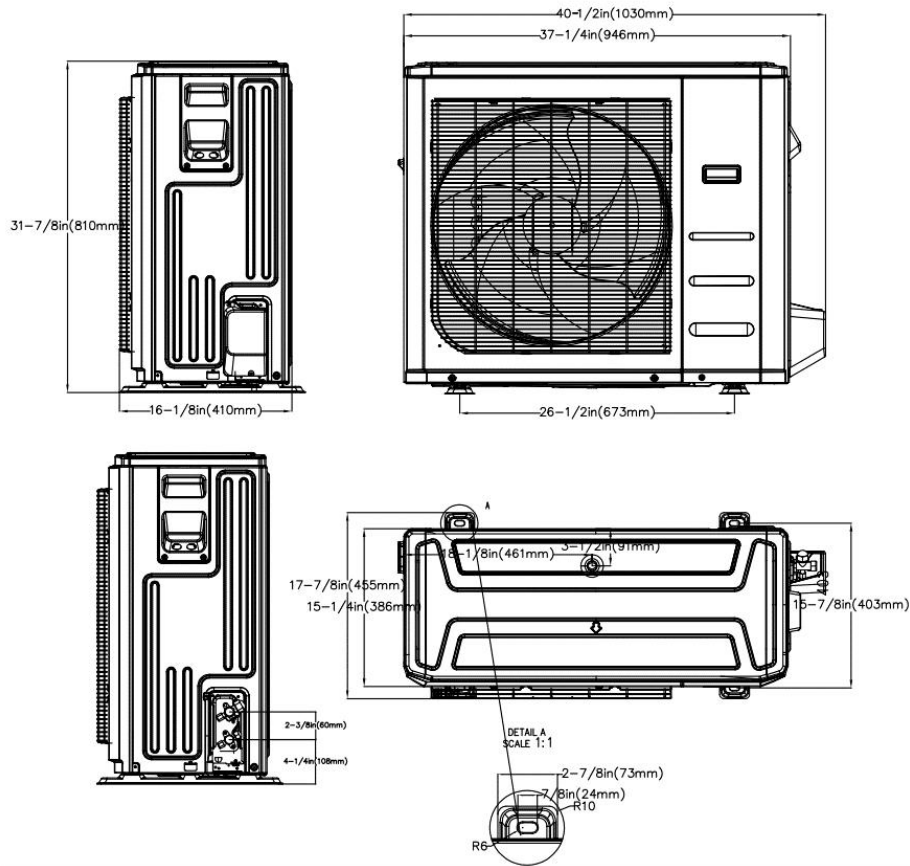


**NOTE:**  
 Based on the position of the wall hole relative to the mounting plate, choose the side from which the piping will exit the unit. You have four options for the exit direction of the piping.

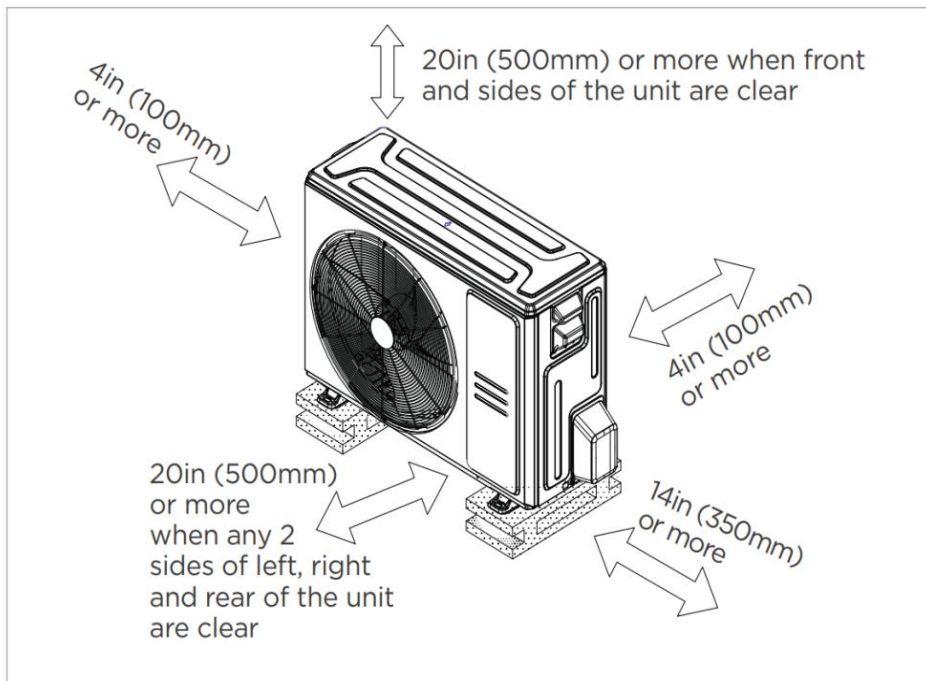


**NOTE:**  
 When the gas side connective pipe is  $\Phi$  (5/8in)16mm or more, the wall hole should be (3-1/2in)90mm.

## Outdoor Unit Dimension



## Installation Instruction



- ☑ Meets all special requirements shown in Installation Clearance Requirements above.

- Indoor unit use TU1 copper coil, better anti corrosion.
- 1~100% stepless adjustable fan speed setting
- WiFi capability: Built-in WiFi modular or wired controller with WiFi function
- OTA function: can upgrade the program version anytime
- Multiple controller options available:
  - Optional two way communication wired controller, programmable:120N(X6)
  - Optional two way communication wired controller, programmable, with built-in WiFi, :120N(X6W)
  - Optional Infrared wired controller: 120L
  - Standard Wireless remote controller RG10
  - Optional 24V interface kit, can connect with Third-Party 24V Thermostat