

SUBMITTAL DATA SHEET




Series Name: **INNOVA 24V Mega Heat with Pancake**

Model Number: **AUO18-30N1-M3H / AUP-30N1-JM3**

Heat Pump System

Location: _____
 Engineer: _____
 Submitted to: _____
 Submitted by: _____
 Reference: _____

Approval: _____
 Date: _____
 Construction: _____
 Unit #: _____
 Drawing #: _____



INDOOR SPECIFICATION		
Indoor Air Flow (H/M/L) (CFM)	988/894/806	
Indoor Noise Level (H/M/L) (dBA)	58/56/47	
Dimension (W×D×H)	inch	55-1/4 x 23-3/8 x 11
	mm	1403 x 593 x 278
Package (W×D×H)	inch	59-1/4 x 26-3/4 x 13-5/8
	mm	1505 x 680 x 345
Net/Gross Weight	lbs	136/150
	kg	61.6/68.2

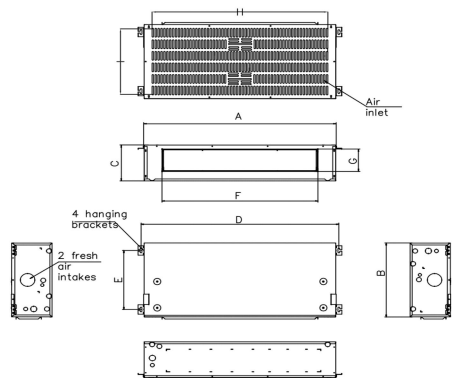
OUTDOOR SPECIFICATION		
Compressor Type	ROTARY	
Refrigerant	R410A	
Factory Charge Oil	1000ml	
Refrigerant Oil	VG74	
Outdoor Air Flow (Max) (CFM)	3000	
Outdoor Noise Level (dBA)	63	
Dimension (W×D×H)	inch	37-1/4 x 16-1/8 x 31-7/8
	mm	946 x 410 x 810
Package (W×D×H)	inch	42-7/8 x 19-5/8 x 34-7/8
	mm	1090 x 500 x 885
Net/Gross Weight	lbs	160/170
	kg	72.5/77

EFFICIENCY			
Cooling		Heating	
SEER2	18.2	HSPF2-4	8.8
EER2	11.7	COP	3.2
PERFORMANCE of Cooling			
Cooling (Btu/hr)			
Rated (Min/Max)	28000		
Sebsible @ AHRI	10000~34000		
Moisture Removal	2.27L/H (4.79pint/H)		
Standard Operating Range	5°F~122°F (-15°C~50°C)		
Rated Cooling Conditions:		Indoor: 80°F DB/67°F WB	
		Outdoor: 95°F DB/75°F WB	
PERFORMANCE of Heating			
Heating (Btu/hr)			
1. @ 47°F Rated (Min/Max)	30000(10200~35680)		
2. @ 17°F Rated	20000		
3. @ 5°F Max: Capacity / COP	26000 / 1.8		
Standard Operating Range	-22°F~75°F (-30°C~24°C)		
1. Rated Heating Conditions:		Indoor: 70°F DB/60°F WB	
		Outdoor: 47°F DB/43°F WB	
2. Rated Heating Conditions:		Indoor: 70°F DB/60°F WB	
		Outdoor: 17°F DB/15°F WB	
3. Heating Conditions, Compressor Operating at Max. Frequency		Indoor: 70°F DB/60°F WB	
		Outdoor: 5°F DB/5°F WB	

ELECTRICAL	
Power Supply	208/230V, 1Ph, 60Hz
Outdoor/Indoor MCA	23/5
Connection Wiring	AWG 14-2
Outdoor/Indoor MOCP	35/15
Compressor RLA	16.5
Outdoor Fan Motor RLA	1.4
Outdoor Fan Motor W	120
Indoor Fan Motor RLA	4
Indoor Fan Motor W	/
System Power Input @ Cooling (W)	2390(320~3510)
System Power Input @ Heating (W)	2790(500~3420)
MCA: Min. circuit amps (A)	MOCP: Max. over current protection (A)
RLA: Rated load amps (A)	W: Fan motor rated output (W)

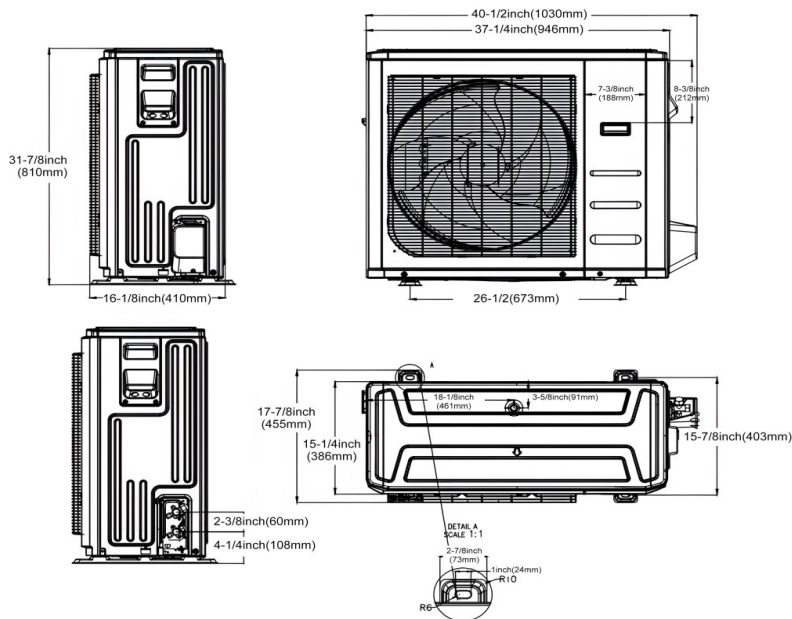
PIPING	
Liquid Size	3/8in (9.52mm)
Gas Size	3/4in (19mm)
Drain Size	5/8in (15.88mm)
Max. Piping Length	164ft (50m)
Max. Height Difference	82ft (25m)
Max. Pre-charged Length	25ft (7.5m)
Refrigerant Pre-charged Amount	134.04oz (3800g)
Additional Charge of Refrigerant	0.69oz/ft (65g/m)
Connection Method	Flared

Indoor Unit Dimension



Dimensions	Model(Btu/h)	18K		24K		30K		36K	
		inch	inch	inch	inch	inch	inch	inch	inch
A	Model Length	43-1/4	49-1/8	55-1/4	62-1/8				
B	Model Width	23-5/16	23-5/16	23-5/16	23-5/16				
C	Model Height	10-15/16	10-15/16	10-15/16	10-15/16				
D	MOUNTED LUG Length	41-5/8	47-1/2	53-5/8	60-1/2				
E	MOUNTED LUG width	18-1/8	18-1/8	18-1/8	18-1/8				
F	AIR OUTLET LENGTH	30-5/16	36-3/16	42-5/16	49-3/16				
G	AIR OUTLET WIDTH	6-7/8	6-7/8	6-7/8	6-7/8				
H	AIR RETURN LENGTH	38-3/8	44-5/16	50-3/8	57-1/4				
I	AIR RETURN WIDTH	21-1/8	21-1/8	21-1/8	21-1/8				

Outdoor Unit Dimension



Fan performance

30K

